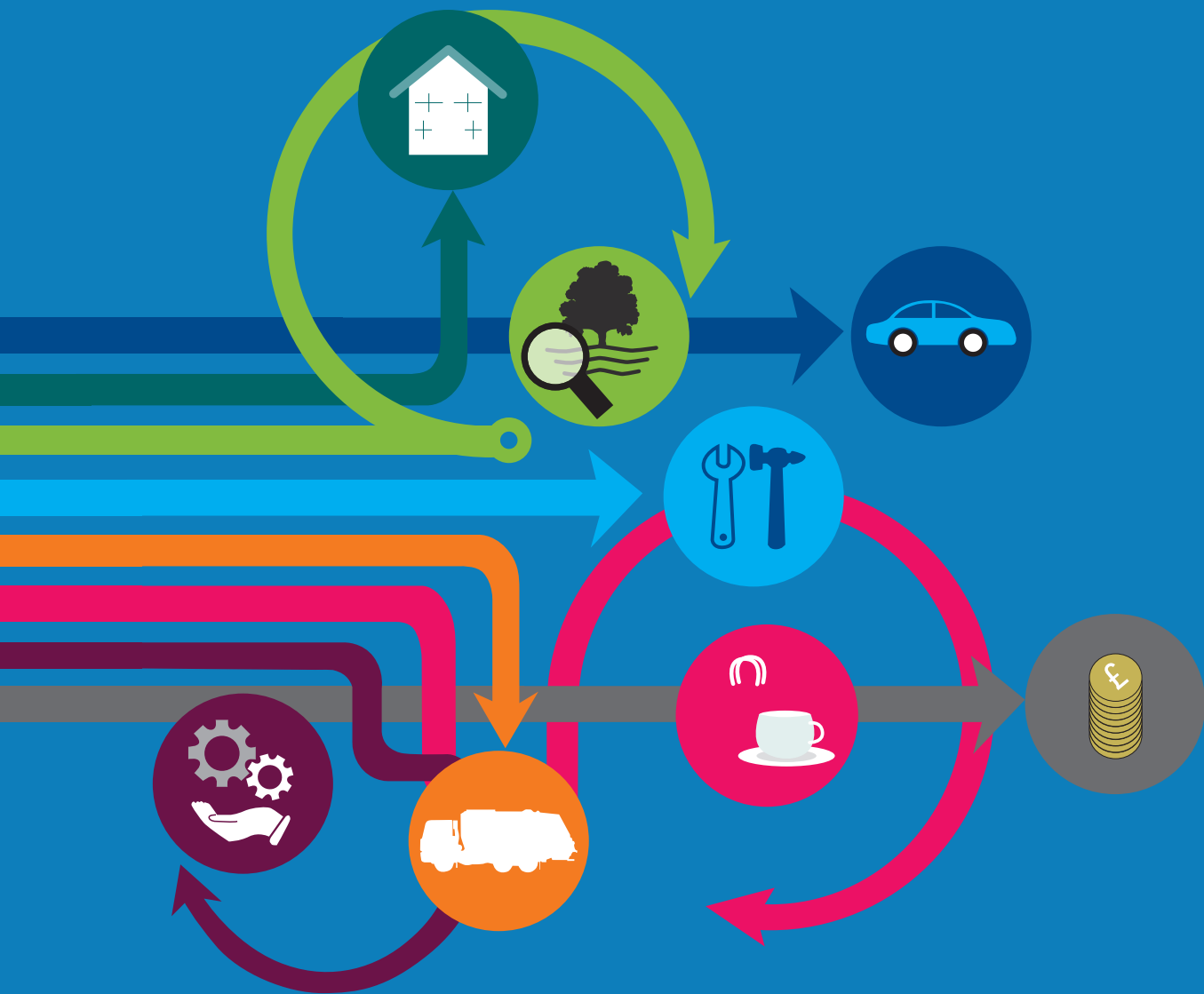










Summary of Maidstone Borough Council Revenue Budget 2020-21



Summary of Maidstone Borough Council Revenue Budget

During 2020 - 21 Maidstone Borough Council will spend £21.287m on services that fall into the summarised categories in the following table:

	2020/21	2019/20	2020/21	2019/20	2020/21	2019/20
	Gross Expenditure		Gross Income		Budget	
	£000	£000	£000	£000	£000	£000
 Parking	2,496	2,427	4,180	4,101	(1,684)	(1,674)
 Planning & Economic Development	6,333	6,241	6,165	4,624	168	1,617
 Recreation & Tourism	8,552	6,203	1,386	1,486	7,166	4,717
 Environmental & Health	5,496	6,064	1,933	1,885	3,563	4,179
 Refuse Collection & Disposal	4,629	4,271	1,699	1,693	2,930	2,578
 Housing	45,212	50,342	41,262	46,576	3,950	3,766
 Other Services	4,452	8,728	6,082	9,396	(1,630)	(668)
 Transfers to/from reserves	6,824	5,960	0	0	6,824	5,960
	83,994	90,236	62,707	69,761	21,287	20,475

Funded By:

Retained Business Rates	4,470	4,337
Collection Fund Adjustment	0	-85
Empty Property Discounts and changes to Local Council Tax Support Scheme	0	17
Levy Account Surplus	0	49
Council Tax	16,817	16,157
	21,287	20,475

- The gross income figure of £62.707 million includes £44.349million in specific grants. (£49.114m million in 2019/20)
- Maidstone Borough Council's share of the Council Tax for 2020/21 will rise by £5.13 for Band D properties.
- The Council no longer receives any Revenue Support Grant from central government. The government allows the Council to retain a proportion of the business rates that we collect, but this amounts to approximately 7% of the amounts payable by businesses. Accordingly, most of our revenue comes from Council Tax and income from the services that we deliver.
- Housing includes the cost of the housing benefit system and the related specific grant from the Department of Works and Pensions.
- Other Services contain appropriation accounts that ensure that capital charges and pension adjustments have no effect on the Council Taxpayer.

Balances

In line with good financial management practice the council maintains an adequate level of balances to safeguard against unexpected events and to ensure that it is in a sound financial position to continue to provide services. The table below shows the current level of balances held.

	£000
Provisional Balance at 31st March 2019	6,169
Net amount used in 2019/20	-333
Provisional Balance at 31st March 2020	5,836
Net amount used in 2020/21	87
Provisional Balance at 31st March 2021	5,923

Full details for both the revenue and capital budgets for 2020/21 are available on the council website at the link below. Printed copies are also available upon request.

<https://www.maidstone.gov.uk/home/primary-services/council-and-democracy/additional-areas/budgets-and-spending>

Parish Precepts (Excluding Parish Meeting areas):

Parish	Parish Expenditure (£)	Band D Precept per Dwelling (£.p)	Parish	Parish Expenditure (£)	Band D Precept per Dwelling (£.p)
Barming	28,920	38.49	Hunton	26,338	84.45
Bearsted	130,213	35.98	Langley	20,985	41.99
Boughton Malherbe	5,581	24.00	Leeds	34,750	102.70
Boughton Monchelsea	85,961	51.40	Lenham	151,500	105.74
Boxley	153,002	38.88	Linton	13,214	51.92
Bredhurst	18,000	93.82	Loose	95,119	83.54
Broomfield & Kingswood	56,006	77.46	Marden	145,796	74.57
Chart Sutton	22,500	54.31	Nettlestead	19,178	63.16
Collier Street	17,456	46.76	Otham	13,208	39.12
Coxheath	87,000	49.65	Staplehurst	183,000	73.79
Detling	35,772	92.90	Stockbury	15,023	48.20
Downswood	34,000	39.88	Sutton Valence	59,080	80.49
East Sutton	6,434	44.09	Teston	25,800	82.70
Farleigh East	68,048	102.36	Thurnham	19,530	34.29
Farleigh West	25,500	109.81	Tovil	72,879	49.64
Harrietsham	128,158	95.47	Ulcombe	24,030	59.96
Headcorn	210,259	122.56	Yalding	69,562	70.36
Hollingbourne	26,844	56.28	Maidstone Borough	-	265.59

Please contact your parish council for information about the services it provides

If you live in an area with a parish council then this sum will be charged in addition to the total shown in the Council Tax bands table for Maidstone Borough. A table showing the value of Council Tax across all bands will be published in the Kent Messenger and on the council's website. Copies can also be supplied upon request. Alternatively you can calculate the tax in the other bands by using the figures below, so for example: for Band A divide the Band D figure by 9 and multiply it by 6:

- Band A: 6/9ths
- Band B: 7/9ths
- Band C: 8/9ths
- Band D: 1
- Band E: 11/9ths
- Band F: 13/9ths
- Band G: 15/9ths
- Band H: 18/9ths



Council Tax bands 2020/21

This leaflet contains information relating to Maidstone Borough Council's element of the total Council Tax bill. The table below shows the breakdown of the total bill.

Band	Kent County Council £.p <small>*see note below</small>	Kent County Council - Adult Social Care £.p <small>*see note below</small>	Maidstone Borough Council £.p	Police & Crime Commissioner for Kent £.p	Kent & Medway Fire & Rescue Authority £.p	Total Council Tax (excluding parish precepts) £.p
A	821.76	79.08	177.06	135.43	52.86	1,266.19
B	958.72	92.26	206.57	158.01	61.67	1,477.23
C	1095.68	105.44	236.08	180.58	70.48	1,688.26
D	1232.64	118.62	265.59	203.15	79.29	1,899.29
E	1506.56	144.98	324.61	248.29	96.91	2,321.35
F	1780.48	171.34	383.63	293.44	114.53	2,743.42
G	2054.40	197.70	442.65	338.58	132.15	3,165.48
H	2465.28	237.24	531.18	406.30	158.58	3,798.58

* For adult social care authorities, Council Tax bills show two percentage changes: one for the part of the overall change attributable to the adult social care precept, and one for the part attributable to general expenditure. The Secretary of State made an offer to adult social care authorities. ("Adult social care authorities" are local authorities which have functions under Part 1 of the Care Act 2014, namely county councils in England, district councils for an area in England for which there is no county council, London borough councils, the Common Council of the City of London and the Council of the Isles of Scilly.)

The offer was the option of an adult social care authority being able to charge an additional "precept" on its council tax without holding a referendum, to assist the authority in meeting its expenditure on adult social care from the financial year 2016-17. It was originally made in respect of the financial years up to and including 2019-20. If the Secretary of State chooses to renew this offer in respect of a particular financial year, this is subject to the approval of the House of Commons.

For further details about how to contact us or to pay your council tax please visit www.maidstone.gov.uk