

Your services

– Your Council Tax 2009/10



Kent & Medway
Fire & Rescue Authority



Your Council Tax 2009/10

	Page
Maidstone Borough Council	3
Efficiency Information	8
Kent County Council	9
Kent & Medway Fire & Rescue Authority	16
Kent Police Authority	21
Council Tax Benefits & Discounts	25
Parish Precepts	30
Services Provided	32

Who pays Council Tax?

Council Tax has to be paid for most homes, whether rented or owned, lived in or not. There is one bill for each house and this will normally be paid by the occupier(s). The amount you pay depends on the band of your property which is based on 1991 property values and where you live. Value bands, share of band D and the amount due for 2009/10 are shown below. This does not include parish charges.

Band	Property Value	Share of Band D	Council Tax £
A	Not over £40,000	6/9ths	962.65
B	£40,001 to £52,000	7/9ths	1,123.09
C	£52,001 to £68,000	8/9ths	1,283.53
D	£68,001 to £88,000	1	1,443.97
E	£88,001 to £120,000	11/9ths	1,764.85
F	£120,001 to £160,000	13/9ths	2,085.73
G	£160,001 to £320,000	15/9ths	2,406.62
H	Over £320,000	2	2,887.94

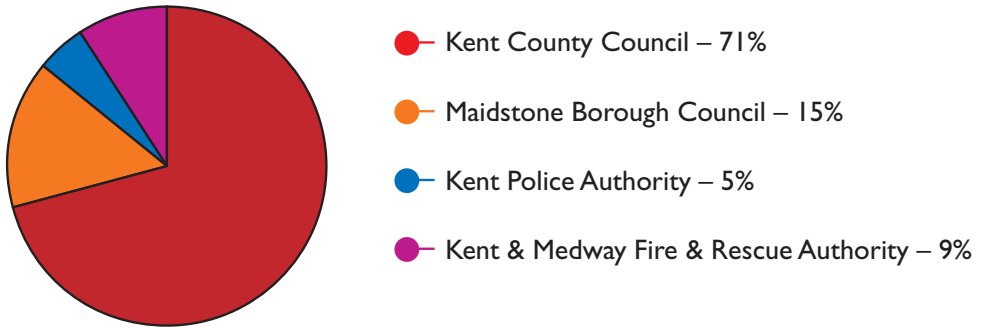
Contact

For all enquires and appeals about bands contact:

The Listing Officer, Union House, Eridge Road, Tunbridge Wells, Kent TN4 8HF.
Telephone: **01892 796700**

Why do we have to pay Council Tax?

Council Tax helps to pay for Kent County Council, Maidstone Borough Council, the Kent Police Authority, Kent Fire and Rescue Service and parish councils. The tax is shared between the authorities as shown below. Not all areas pay tax to a parish council and the amount varies, so these are not shown.



Each authority mentioned above has a separate section of this leaflet. See the index inside the front cover for details of other sections, this first section provides information about Maidstone Borough Council's budget for 2009/10.

Maidstone Borough Council's Charge

The share of your Council Tax that Maidstone Borough Council keeps, as shown in the chart above, is only 15% of the total amount, for each band the annual cost is given below.

Band	2009/10 Amount £	Band	2009/10 Amount £
A	144.66	E	265.21
B	168.77	F	313.43
C	192.88	G	361.65
D	216.99	H	433.98

Changes in Maidstone Borough Council Budget Requirement:

The following details the changes in the budget requirement between 2008-2009 and 2009-2010:

	£,000
2008/09 Net budget	21,633
Inflation and other cost pressures	2,633
Service Growth	1,075
Decrease in other income	955
Increase in benefit and other grant	-2,148
Service savings	-1,853
2009/10 Net budget	22,295

Funding Sources:

The funding of Maidstone Borough Council expenditure comes from the following sources:

	£,000
Council Tax Adjustment	17
Revenue Support Grant	1,774
National Non-Domestic Rate	7,689
Council Tax	12,815
Total	22,295

In addition the Council receives £54.464million in income from other sources.

Summary of Maidstone Borough Council Revenue Budget:

During 2009/10 Maidstone Borough Council will spend £22.295million on services that fall into the summarised categories below:

	2009/10	2008/09	2009/10	2008/09	2009/10	2008/09
	Gross	Expend	Gross	Income	Budget	Require
	£'000	£'000	£'000	£'000	£'000	£'000
Highways	7,264	7,526	4,313	4,259	2,951	3,267
Planning & Economic Devt.	7,047	5,843	1,985	2,621	5,062	3,222
Recreation & Tourism	6,401	6,627	1,590	1,753	4,811	4,874
Environmental Health	1,957	1,937	51	41	1,906	1,896
Refuse Collection & Disposal	4,957	4,746	1,113	1,364	3,844	3,382
Housing	37,935	35,036	30,422	28,538	7,513	6,498
Other Services	11,198	14,888	14,061	15,440	-2,863	-552
Transfers to/from reserves	0	0	929	954	-929	-954
Total	76,759	76,603	54,464	54,970	22,295	21,633
Estimate of year end reserves					5,043	4,787

- The gross income figure of £54.464million includes £39.548million in specific grants. (£37.399million in 2008/09)
- Highways includes the cost of the Concessionary Fares; Parking and Street Cleansing.
- Planning and Economic Development includes planning and building control, and the provision of Council owned industrial units.
- Recreation and tourism includes Tourist Information; the Museum, Theatre and Leisure Centre and Parks.
- Environmental Health includes responsibilities under food and environment legislation.

- Housing includes the cost of the housing benefit system and the related grant from the Department of Works and Pensions.
- Other Services contains appropriation accounts that ensure the capital charges and pension adjustments have no effect on the Council Taxpayer. Also included are the cost of local tax collection and related benefit payments.
- The Council plans to transfer £0.929million from balances in 2009/10. Balances at 31/03/2010 will be £5.043million.
- The budget requirement is £22.295million. This equates to £153.75 per head of population. (£149.39 in 2008/09).

Summary of Capital Expenditure:

During 2009/10, Maidstone Borough Council is also planning to spend £18.082million on Capital Expenditure on the following services:

Service	£,000	Funded by	£,000
Community Services	572	Capital Receipts	10,810
Environment	668	Capital Grants & Other	7,272
Leisure & Culture	3,329		
Regeneration	12,540		
Land, Property & Assets	973		
Total	18,082	Total	18,082

Efficiency statement

Councils must provide efficiency information to all council tax payers with the first bill sent each year. The information is prescribed by central government and relates to cash-releasing efficiency savings only. This year's information relates to the Borough Council, County Council, and Fire & Rescue Authority.

The table below shows the saving forecast for 2008/09 and the amount expressed as a percentage of 2007/08 spending.

Authority	Amount	% expenditure
Maidstone Borough Council	988,000	3.20
Kent County Council	30,732,000	4.00
Kent & Medway Fire & Rescue Authority	935,000	1.30

The table below expresses this information as a value per Band D property and compares this with the national average for similar authorities.

Authority	Amount £	Average £
Maidstone Borough Council	17	21
Kent County Council	58	53
Kent & Medway Fire & Rescue Authority	2	2

Council tax only provides part of the money used to fund these services, so the full saving made cannot be put toward controlling the level of council tax. We can assure you that we are committed to providing excellent public services and good value for money, and continually working to improve efficiency in order to keep council tax increases to a minimum whilst maintaining the services that our residents expect and deserve.

Budget and council tax 2009-10

Last year in KCC's three-year financial plan we prepared for a much tougher financial climate, although the speed and likely severity of the economic slowdown is far harsher than we and others anticipated.

We recognise that, this year, Kent businesses, charitable and voluntary organisations, public sector partners, residents and tax payers are under much more financial strain. In December 2008, we launched 'Backing Kent Business'; a ten-point plan to support Kent business, as far as possible, through this recession. In setting our council tax level for 2009-10, we believe we are balancing the often competing needs of the people of Kent.

The growth in demand for KCC services will continue as personal finances come under strain. The cost of services is under pressure; our income is under pressure; and our ability to finance our capital programme is affected because assets that we planned to sell are now worth much less, or are not realisable in the short term.

Despite these significant difficulties it is vitally important that KCC provides the quality services people need. It is also important to continue to spend our resources locally; commissioning services and creating jobs widely but wisely in Kent, to keep our economy working and to prepare for better times.

We are continuing to modernise and improve public access to our services. We are also investing in information technology to further reduce costs.



It is also essential that we keep council tax levels as low as possible to offer some financial relief to hard pressed taxpayers and residents.

KCC will do this, in part, by making savings and raising additional income totalling £42.9 million across the council's services.

For more information about KCC's financial publications visit:
www.kent.gov.uk/financialpublications

If you are on a low income with less than £16,000 in savings (this limit does not apply if you receive Pension Guarantee Credit) you may be able to get some help with your Council Tax. To find out whether you would qualify contact the Kent Benefits Partnership on 0845 345 0310 or your district council.

If you are a small business with premises with a rateable value of less than £15,000, you may be entitled to some relief from your business rates. Contact your district council for details.

Our performance

KCC currently holds four stars, the highest possible rating under the Audit Commission's Comprehensive Performance Assessment of councils, as well as the highest level (four) for the organisation's 'Use of Resources' and delivery of value-for-money services.

For more information on performance visit:
www.kent.gov.uk/cpa email: performance@kent.gov.uk
write to Kent County Council, Room 1.63 Sessions House,
Maidstone, Kent ME14 1XQ.

Where your money goes

The council tax you pay to KCC partly funds quality services that make a positive difference to people’s lives, for example.

- 570 schools and other services supporting 250,000 children, and young people, and their families.
- 101 libraries lent nearly 6.6 million books last year, while 3,419 people improved their numeracy and literacy with Skills Plus, and our apprenticeship and vocational training schemes helped young people find rewarding work.
- 13,000 young people travel by bus with The Kent Freedom Pass, with more from June 2009, helping to reduce traffic and pollution.
- 30,000 people are able to live in their own homes with the personalised care we provide. We support 6,500 people in permanent residential care.
- We maintain 22 country parks and picnic sites, 5,000 miles of roads and 4,200 miles of paths and public rights of way. We promote road safety and health and our 101 community wardens are working with our partners to keep Kent safe.

KCC Services 2009-10	Total spending £m	Net spending * £m	Net spending per day £'000
Children, Families and Education	1,430.6	284.2	778
Adult Social Services	474.1	350.8	960
Environment, Highways and Waste	199.2	185.3	508
Regeneration and economy	11.3	8.7	24
Communities	118.2	67.4	185
Corporate activities	64.2	-10.0	-27
Area-based grant	n/a	- 64.7	- 177
Budget 2009-10	2,297.6	821.7	2,251

* Net spending is funded from business rates/general government grant and council tax

Our goals

KCC's long-term plan (Vision for Kent) and four-year plan (Towards 2010) set out how we will achieve the following:

- Increased prosperity for Kent through business growth and job creation;
- Transformation in education;
- Reduced congestion;
- Improved health and quality of life;
- Quality homes in a well-managed environment;
- A safer Kent;
- Continued improvements in services while keeping council tax down.

Pressures on service budgets in 2009-10

- Children's Services - there will be demographic, legislative and inflationary pressures on Early Years, Social Services, implementing Care Matters, fostering and adoption services, totalling £6.9m.
- Providing more low-cost public transport for 11-16 year olds by extending the piloted Freedom Pass scheme countywide will cost £3.8m;
- Social Care - coping with increasing numbers of the very elderly and people with a disability, while maintaining the existing assessment criteria and providing preventative support to more people, will add £8.7m and inflation a further £7.2m;
- Waste disposal - the increasing costs of disposal plus landfill tax amounts to £4.7m;
- Highways - £3.7m will help maintain and improve the condition of Kent's roads and pavements;
- Finance - funding our capital programme will cost an additional £7.7m including further highway maintenance.

Kent County Council

The council tax you pay for KCC services has increased by 2.44%
- or an extra 47p a week for a Band D household.

Please note: your total bill will be more than the figure shown in the chart below, as it also includes council tax charged by other authorities.

Kent County Council council tax charge		
Tax Band	2008-09 £	2009-10 £
A	667.86	684.18
B	779.17	798.21
C	890.48	912.24
D	1,001.79	1,026.27
E	1,224.41	1,254.33
F	1,447.03	1,482.39
G	1,669.65	1,710.45
H	2,003.58	2,052.54

The average property in Kent is in Band C

You might like to know that:

- the savings and additional income planned this year total £42.9 million. This is equivalent to £80 a year for a Band D property;
- it is too early to know if there will be any loss arising from depositing some of our cash funds in Icelandic banks. No cost is included in this year's council tax, in line with Government advice.

Our spending and funding

	2008-09 Budget £m	2009-10 Budget £m
Budget 2008-09	795.9	795.9
Changes in service responsibilities and specific grant funding		5.5
Revised budget		801.4
Pay award and price inflation		22.1
Government/legislation pressures		10.4
Demand-led pressures and delivering <i>Towards 2010 targets</i>		17.6
Schools budget increase		2.3
Service strategies and improvements		22.2
Dedicated schools grant increase		-7.7
Sub-total of pressures		66.9
Savings		-38.7
Income generation		-4.2
Increase in the area-based grant		-3.7
Budget total	795.9	821.7
Business rates/general grant	-259.3	-267.2
Collection fund surplus(-) / deficit	0.2	-0.2
Council tax	536.8	554.3
Tax base (Band D equivalent properties)	535,858	540,115
KCC Band D council tax charge	£1,001.79	£1,026.27 + 2.44%

Total expenditure

Budget	2008-09	2009-10
	£m	£m
Total expenditure *	2,232.7	2,297.6
Grants for specific services and other income	-1,436.8	-1,475.9
Budget	795.9	821.7

* Includes estimated levies from Environment Agency for flood defence (£359,000) and from joint sea fisheries (£264,000).

If you have a question about paying your council tax bill or claiming council tax benefit, please contact your local council using the details in their part of this leaflet.

Questions about KCC's budget:

phone: 08458 247 247 (24 hours a day, seven days a week);

email: council.tax@kent.gov.uk; or

write to: Kent County Council, Room 3.08 Sessions House, Maidstone, Kent ME14 1XQ.

Information about KCC's council tax is available in alternative formats and can be explained in a range of languages.

Please call the KCC contact centre on 08458 247 247.



Helping keep Kent

Round the clock, 365 days a year, Kent and Medway Fire and Rescue Authority helps protect 1.6 million residents in 700,000 homes across the county.

Last year we:

- Dealt with over 37,000 emergency 999 calls – answering over 99% of them within 20 seconds
- Responded to nearly 20,000 fires and other incidents
- Reached over 90% of fires in less than ten minutes
- Dealt with around 1,200 road traffic collisions
- Carried out 12,000 free home safety visits, fitting over 18,000 smoke alarms
- Educated over 96,000 children and young people on fire and road safety

All those services will be provided to you this year for just £1.27 a week (Band D property).

Value for money

Kent and Medway Fire and Rescue Authority is the top rated fire and rescue authority in the country.

We work hard to deliver our services in the most efficient way possible.

Kent and Medway is one of only three Fire and Rescue Authorities classed as *Excellent* by the Audit Commission. The Commission has also for the second year running rated the Authority as *Improving Strongly*, and it gave us the top rating for our use of resources including value for money.



and Medway safe

Planning for the future

We have been very successful in reducing the number of fires in homes and businesses. But to keep you safe, we must plan for the future demands of our changing community.

The number of older people in the county is set to increase, an extra 65,000 homes are planned by 2016, and more storms and flooding are forecast.

This is why we are investing in staff training and new equipment.

Compressed air foam will put out fires quicker and reduce the amount of water used. High volume pumps and search and rescue equipment help us deal with major emergencies, and save lives. New water safety equipment and

training is also being introduced to deal with floods and other water rescues.

For more information look at our Service Performance Plan or our Medium Term Financial Plan for 2009-12, available on our website www.kent.fire-uk.org or write to us at the address below.

If you have any comments or questions about the information provided by Kent and Medway Fire and Rescue Authority please write to:

Chief Executive and Chief Fire Officer, Kent and Medway Fire and Rescue Authority Headquarters, Straw Mill Hill, Tovil, Maidstone, Kent, ME15 6XB



Where your money goes

2008/09		2009/10
£'000	Revenue budget	£'000
56,289	Employees	58,344
1,473	Firefighters' pensions	1,339
4,038	Premises	4,137
3,135	Vehicles and travel	3,244
4,882	Equipment and supplies	5,104
1,591	Fees and services	2,119
823	Other costs	829
2,400	Contributions to capital	2,048
1,105	Debt financing costs	1,194
75,736	Gross revenue expenditure	78,358
-5,460	Service Income	-5,386
-2,041	Transfers to/from reserves	-2,557
68,235	Net budget requirement	70,415
	Financed by:	
28,608	Gov. grant/business rates	29,033
-16	Collection fund surplus (deficit)	15
39,643	Council tax	41,367
68,235		70,415

Why spending has changed

	£'000
Revenue budget 2008/09	68,235
Pay, prices and commitments	2,072
Service developments & pressures	1,733
Savings	-2,069
Movements in grant and reserve funded expenditure	444
Revenue budget 2009/10	70,415



Your Council Tax 2009/10

Our budget for 2009/10

Each year, additional funding is required in the Authority's budget to meet the cost of inflation increases and the cost of nationally set pay awards. In overall terms, the net budget for 2009/10 is just over 3% more than in 2008/09.

of this to invest in improved staff training, new operational equipment and improvements to premises.

The Authority also has a capital budget for investment in projects with long term benefits.

The Authority needs to invest in service improvements. To do this without making significant increases to Council Tax, the Authority must identify efficiencies and other savings that can be made without increasing the risk to public safety.

The Authority plans to make savings of £2m in 2009/10 (equivalent to 3% of the budget for the previous year) and plans to use over £1.7m

	2009/10
	£'000
Capital budget	
Premises projects	1,708
Investment in IS/IT	448
Vehicles & equipment	2,598
Regional control centre project	187
Community safety schemes	642
Total capital expenditure	5,583
Funded by:	
Borrowing	1,750
Revenue contributions	2,048
Capital grants	1,684
Capital receipts	101
Total capital funding	5,583

Our share of your Council Tax

Your Council Tax bill is made up of charges from Kent and Medway Fire and Rescue Authority as well as other local authorities in your area. These are the amounts that relate to the Kent and Medway Fire and Rescue Authority for 2009/10.

Our share of the Council Tax for a Band D property is £66.06, which is just 3.5% more than the equivalent charge of £63.81 for 2008/09.

Band	Council Tax
A	£44.04
B	£51.38
C	£58.72
D	£66.06
E	£80.74
F	£95.42
G	£110.10
H	£132.12


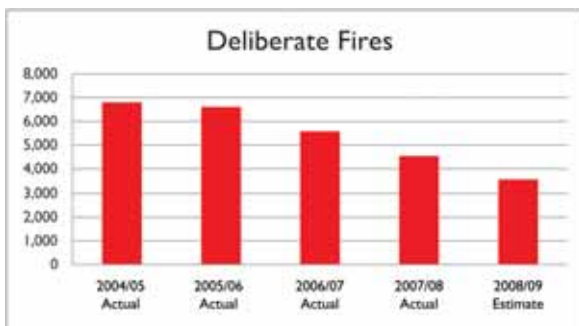


What is improving

We work with partners like the police to achieve targets such as reducing the number of people killed or seriously injured on our roads and reducing CO₂ emissions.

Achievements have included:

- **Deliberate fires down** by over 47% over the last five years
- **Reducing false alarms** - malicious false alarms down by over 33% over the last five years, helping improve our response to real incidents
- **Reducing road accidents** - the number of accidents we attend has gone down by nearly 7% over the last five years



Key Indicators	2006/07 Actual	2007/08 Actual	2008/09* Estimate
Total fires (per 10,000 people)	53.7	45.5	38.2
Accidental fires in the home (per 10,000 people)	11.1	12.1	10.8
Deliberate fires (per 10,000 people)	34.3	28.1	21.9
Road accidents attended (per 10,000 people)	7.9	7.5	7.4

* Based on data at December 2008



Kent Police Authority

Kent Police Authority is an independent body that oversees your policing. We have set the policing budget for 2009/10 at £277million. This means for the typical Band D household your police council tax will increase by £6.40 a year (4.99%).

“Last year the Authority invested in neighbourhood task teams to further reduce crime and anti-social behaviour.

We have listened to the Chief Constable as to the resources he needs to keep Kent and Medway an even safer place to live and work. Our recent consultation has shown that you would like more task teams and anti-social behaviour remains a top priority.

The only way we can afford to increase the number of task teams from one per policing area to one per district is to make a small rise to the police council tax. This was not an easy decision for the Authority. We are aware of how bleak the economic outlook is and Police Authority members have considered a number of options.



By increasing the council tax by 12p per week for a typical Band D household we can create even safer neighbourhoods and improve the quality of life for all of us. Even with this increase, the Force will have to make £1.5m of savings each year. It's always incredibly hard making the decision to increase taxes but we have consulted widely and we all feel that a small rise is justifiable. Task teams: they're what we want, we know they work and now we will have an extra 48 officers making a difference to our neighbourhoods.”

Ann Barnes **Ann Barnes, Chair of the Kent Police Authority**



What your money will buy

Eight new task teams will be introduced later on in the year – more than doubling the number already in place. The teams, made up of one sergeant and five police constables, will be placed in hotspot areas to tackle ongoing quality of life crimes.



The decision to invest in more neighbourhood task teams follows research that showed existing task teams had reduced vehicle crime, criminal damage and anti-social behaviour.

Local people can also have their say as to where they think the task teams should be placed by going along to a Partners and Community Together (PACT) meeting.

You set the priorities, we take the action

Is there a problem where you live? Nuisance vehicles, graffiti, litter? Then tell the police and other agencies about it at a Partners and Community Together meeting and make sure action is taken against your priorities. Your neighbourhood officers will be available to provide information, give you support and listen to your views.

Find out where your local PACT meeting is or who your neighbourhood officer is by visiting the Kent Police website www.kent.police.uk - either enter your postcode on the search facility or follow the links on the maps.





Police Finances

How we are funded	£'000	£/resident
Budget requirement funded by:		
Government police grant	112,780	69.00
Government revenue support grant	14,882	9.10
Business rates grant surplus	64,479	39.45
08/09 council tax collection surplus	30	0.02
Balance to be met by council taxpayers	84,319	51.58
Total	276,490	169.15

Why spending has changed	£'000
Revenue budget for 2008/09	266,900
Pay and price changes	9,661
Service developments and unavoidable cost increases	9,000
Savings	-9,071
Total budget requirement for 2009/10	276,490

Budget breakdown	2009/10 £'000	2008/09 £'000
Police pay	163,309	160,582
Police pensions	33,859	32,682
Support staff	86,045	83,123
Other expenditure	50,832	48,346
Gross revenue budget	334,045	324,733
Income from other sources	-57,555	-57,833
Total	276,490	266,900



How much will I have to pay?	
Band A	£89.77
Band B	£104.73
Band C	£119.69
Band D	£134.65
Band E	£164.57
Band F	£194.49
Band G	£224.42
Band H	£269.30

The Police Authority pages in this booklet are available in other formats and a range of languages.

You can contact Kent Police Authority by emailing:

[**kpaenquiries@kent.pnn.police.uk**](mailto:kpaenquiries@kent.pnn.police.uk)

Telephone: **01622 677055**

Alternatively write to:

Kent Police Authority

Gail House

Lower Stone Street

Maidstone

Kent ME15 6NB

[**www.kentpa.kent.police.uk**](http://www.kentpa.kent.police.uk)

Useful numbers

In an emergency dial: **999**

For all non-emergencies: **01622 690690**

Kent Crimestoppers: **0800 555 111**

National domestic violence: **0808 2000 247**

Kent Homophobic incident reporting line: **0800 328 9162**

Kent Racial incident reporting line: **0800 138 1624**

Report a non-urgent crime online:

[**https://reportacrime.kent.police.uk/**](https://reportacrime.kent.police.uk/)

Deaf and speech impaired: report a crime by texting police to **60066**

Council Tax discounts, exemptions and benefits

Do I qualify for a discount?

A 25% discount is available when only one person over the age of 18 lives in the dwelling as their main home. A discount of up to 50% is available when no-one over the age of 18 lives in the dwelling as their main home.

Some residents may not be included when the number of occupiers is counted. These are:

- Students and student nurses;
- 18 and 19 year olds who have just left school;
- people aged over 18 still receiving Child Benefit;
- apprentices and youth training trainees;
- people who are severely mentally impaired;
- registered foreign language assistants;
- people living in hospitals or care homes;
- people staying in certain hostels or night shelters;
- careworkers on low pay (usually working for a charity);
- people living in a property to provide care to a disabled person (unless this person is a spouse or child under 18);
- members of religious communities (e.g. monks and nuns);
- members of visiting forces and certain international institutions;
- people in prison (unless this is for non payment of Council Tax or a fine); or
- people with diplomatic privileges or immunity.

Sometimes discount is applicable to a property, if it is regarded as second home the discount is 10%, i.e. 90% of the charge is payable. When a property has remained empty for more than 6 months there is no further discount.

Do I qualify for disability relief?

If anyone living in a property is disabled and uses a wheelchair indoors, or needs an extra room, you may qualify for a disability relief.

If you qualify, you will be sent an amended bill that will charge you for a property that is in the band below the one it actually is. If your property is in the lowest band A, you will get a reduction of 1/9th of the total amount for a band D property.

Do I qualify for an exemption?

Any property which become unoccupied and unfurnished, or is newly built, ready to live in but not yet occupied, is exempt for up to six months.

A property that needs structural or major repair work to make it fit to live in is exempt for up to 12 months, including a maximum six months from when it is ready to live in.

Exemptions usually apply to property left empty:

- by someone who has gone into a hospital or care home permanently;
- by someone who has moved to receive personal care, but not into a care home or hospital;
- by someone who has moved to provide personal care to another person;

- because it is a separate part of an occupied home but cannot be let separately, for example, a granny annexe;
- because the person living there has died and Probate or letters of administration are due;
- because occupation has been prohibited by law;
- because it has been repossessed by the mortgagee;
- because it has become the responsibility of a bankrupt's trustee;
- because the person living there is in prison (unless this is for non-payment of Council Tax or a fine);
- and it is owned by a charity (maximum exemption – six months);
- and it is waiting to be lived in by a minister of religion;
- and is owned or leased by a student who is studying elsewhere; or
- It is an unoccupied pitch for a caravan or a mooring for a boat.

Sometimes a property can be exempt even when it is occupied, for example:

- Student halls of residents;
- When all occupants are full time students or aged under 20 and have just left school or college;
- When all occupiers are under 18 years of age;
- When all occupiers are severely mentally impaired;
- When all occupiers are either full time students or severely mentally impaired;
- Forces barracks or married quarters;
- When all occupiers are members of a visiting force;

- When all occupiers have diplomatic privileges or immunity;
- When it is a separate home but part of another property and the occupiers are dependent relatives of the family in that property.

Do I qualify for Council Tax Benefit?

You may apply for benefit if you are liable for the Council Tax payment and:

- You are on a low income;
- You (and your partner) are on Income Support, Jobseeker's Allowance (income based), Pension Credit or a low income; or
- You are living with other adult(s) (not a spouse or partner) and they are on Income Support, Jobseeker's Allowance (income based). Pension Credit or a low income.

Tell us if things change

If you have a reduction of any sort, it will be shown on your bill. If your circumstances change, you must tell the Revenues Section within 21 days. If you do not, you may have to pay a penalty.

For more information or if you have any questions about Council Tax, Housing & Council Tax Benefit, or Business Rates:

- Council Tax - Telephone **01622 602003**
- Housing or Council Tax Benefit - Telephone **01622 602557**
- Business (or Non Domestic) Rates – Telephone **01622 602230**

- For those residents who are hard of hearing, we operate a Minicom service on **01622 602224** (Minicom users only)
- Collect a leaflet from **The Gateway** in King Street
- Write to the Council's **Revenues Section**
- Visit our website at **www.digitalmaidstone.co.uk**, or
- Email **customercare@maidstone.gov.uk**

Paying the monthly instalment

Some people tell us they cannot pay their instalments on the due date because they do not get paid until the end of the month. Our advice is for each instalment to be paid from your previous month's income, starting in- March, when most people do not have an instalment to pay. If you need advice about making a payment, please contact us as soon as possible on **01622 602003**.

We prepare the annual Council Tax bills from the end of February to mid-March each year, and during this time all our computer systems are set up to work on this process. If you have written to us during this time to say you have moved, or are querying the amount on your bill, please be patient. We will be in touch once the billing process has finished.

This statement and the accompanying account constitute the demand note prescribed by the Council Tax and Non Domestic Rating (Demand Notices) (England) Regulations 1993 (as amended).

Parish Precepts and Band Values:

Please contact your parish council for information about the services it provides.

Parish	Band D Expenditure	Band A		Band B		Band C		Band D		Band E		Band F		Band G		Band H	
		£	£	£	£	£	£	£	£	£	£	£	£	£	£	£	£
Maidstone Borough	-	962.65	1,123.09	1,283.53	1,443.97	1,644.85	1,764.85	1,885.73	2,006.62	2,127.51	2,248.40	2,369.29	2,490.18	2,611.07	2,731.96	2,852.85	2,973.74
Barming	11500	1523	972.80	1,134.94	1,297.07	1,459.20	1,783.46	2,107.73	2,432.00	2,756.27	3,080.54	3,404.81	3,729.08	4,053.35	4,377.62	4,701.89	5,026.16
Bearsted	90000	24.89	979.24	1,142.45	1,305.65	1,468.86	1,795.27	2,121.68	2,448.10	2,774.52	3,100.94	3,427.36	3,753.78	4,080.20	4,406.62	4,733.04	5,059.46
Bicknor	-	962.65	1,123.09	1,283.53	1,443.97	1,644.85	1,764.85	1,885.73	2,006.62	2,127.51	2,248.40	2,369.29	2,490.18	2,611.07	2,731.96	2,852.85	2,973.74
Boughton Malherbe	1400	6.2	966.78	1,127.91	1,289.04	1,450.17	1,772.43	2,094.69	2,416.95	2,743.21	3,069.47	3,395.73	3,721.99	4,048.25	4,374.51	4,700.77	5,027.03
Boughton Monchelsea	32862	27.97	981.30	1,144.84	1,308.39	1,471.94	1,799.04	2,126.13	2,453.24	2,780.34	3,107.44	3,434.54	3,761.64	4,088.74	4,415.84	4,742.94	5,070.04
Boxley	78015	20.03	976.00	1,138.67	1,301.33	1,464.00	1,789.33	2,114.66	2,440.00	2,765.33	3,090.66	3,416.00	3,741.33	4,066.66	4,392.00	4,717.33	5,042.66
Bredhurst	8500	47.3	994.18	1,159.88	1,325.57	1,491.27	1,822.66	2,154.05	2,485.45	2,816.84	3,148.63	3,480.42	3,812.21	4,144.00	4,475.79	4,807.58	5,139.37
Broomfield	28388	39.92	989.26	1,154.14	1,319.01	1,483.89	1,813.64	2,143.39	2,473.15	2,802.90	3,132.65	3,462.40	3,792.15	4,121.90	4,451.65	4,781.40	5,111.15
Chart Sutton	13200	31.98	983.97	1,147.96	1,311.96	1,475.95	1,803.94	2,131.92	2,459.92	2,787.91	3,115.90	3,443.89	3,771.88	4,100.00	4,428.00	4,756.00	5,084.00
Collier Street	9622	27	980.65	1,144.09	1,307.53	1,470.97	1,797.85	2,124.73	2,451.62	2,778.50	3,105.38	3,432.26	3,759.14	4,086.02	4,412.90	4,739.78	5,066.66
Coxheath	49140	32.28	984.17	1,148.20	1,312.22	1,476.25	1,804.30	2,132.36	2,460.42	2,788.48	3,116.54	3,444.60	3,772.66	4,100.72	4,428.78	4,756.84	5,084.90
Detling	15939	42.01	990.66	1,155.76	1,320.87	1,485.98	1,816.20	2,146.41	2,476.64	2,806.87	3,137.10	3,467.33	3,797.56	4,127.79	4,458.02	4,788.25	5,118.48
Downswood	17000	19.62	975.73	1,138.35	1,300.97	1,463.59	1,788.83	2,114.07	2,439.32	2,764.56	3,089.80	3,415.04	3,740.28	4,065.52	4,390.76	4,716.00	5,041.24
East Sutton	4000	28.82	981.86	1,145.51	1,309.15	1,472.79	1,800.07	2,127.36	2,454.65	2,781.94	3,109.23	3,436.52	3,763.81	4,091.10	4,418.39	4,745.68	5,072.97
Farleigh East	17000	24.75	979.15	1,142.34	1,305.53	1,468.72	1,795.10	2,121.48	2,447.87	2,774.25	3,100.64	3,427.03	3,753.42	4,079.81	4,406.20	4,732.59	5,059.00
Farleigh West	9500	44.29	992.18	1,157.54	1,322.90	1,488.26	1,818.98	2,149.70	2,480.44	2,811.18	3,141.92	3,472.66	3,803.40	4,134.14	4,464.88	4,795.62	5,126.36
Frinted	-	962.65	1,123.09	1,283.53	1,443.97	1,644.85	1,764.85	1,885.73	2,006.62	2,127.51	2,248.40	2,369.29	2,490.18	2,611.07	2,731.96	2,852.85	2,973.74
Harrietsham	14630	16.44	973.61	1,135.88	1,298.14	1,460.41	1,784.94	2,109.48	2,434.02	2,758.56	3,083.09	3,407.63	3,732.17	4,056.71	4,381.25	4,705.79	5,030.33
Headcorn	65300	44.71	992.46	1,157.86	1,323.27	1,488.68	1,819.50	2,150.31	2,481.14	2,811.97	3,142.80	3,473.63	3,804.46	4,135.29	4,466.12	4,796.95	5,127.78
Hollingbourne	16000	35.22	986.13	1,150.48	1,314.84	1,479.19	1,807.90	2,136.60	2,465.32	2,794.04	3,122.76	3,451.48	3,780.20	4,108.92	4,437.64	4,766.36	5,095.08
Hucking	-	962.65	1,123.09	1,283.53	1,443.97	1,644.85	1,764.85	1,885.73	2,006.62	2,127.51	2,248.40	2,369.29	2,490.18	2,611.07	2,731.96	2,852.85	2,973.74
Hunton	13500	42.56	991.02	1,156.19	1,321.36	1,486.53	1,816.87	2,147.21	2,477.55	2,807.89	3,138.23	3,468.57	3,798.91	4,129.25	4,459.59	4,789.93	5,120.27
Langley	18406	35.48	986.30	1,150.69	1,315.07	1,479.45	1,808.21	2,136.98	2,465.75	2,794.52	3,123.29	3,452.06	3,780.83	4,109.60	4,438.37	4,767.14	5,095.91
Leeds	17214	47.95	994.62	1,160.38	1,326.15	1,491.92	1,823.46	2,154.99	2,486.54	2,818.08	3,149.61	3,481.14	3,812.67	4,144.20	4,475.73	4,807.26	5,138.79

Parish	Band D		Band E		Band F		Band G		Band H		
	Expenditure	Parish	Precept value	Band A	Band B	Band C	Band D	Band E	Band F	Band G	Band H
	£	£	£	£	£	£	£	£	£	£	£
Lenham	53034	37.36	987.56	1,152.15	1,316.74	1,481.33	1,810.51	2,139.69	2,468.89	2,962.66	
Linton	5309	20.5	976.32	1,139.03	1,301.75	1,464.47	1,789.91	2,115.34	2,440.79	2,928.94	
Loose	33586	31.47	983.63	1,147.57	1,311.50	1,475.44	1,803.31	2,131.19	2,459.07	2,950.88	
Marden	54000	33.38	984.90	1,149.05	1,313.20	1,477.35	1,805.65	2,133.95	2,462.25	2,954.70	
Nettlestead	6250	17.67	974.43	1,136.83	1,299.24	1,461.64	1,786.45	2,111.25	2,436.07	2,923.28	
Otham	6060	26.98	980.64	1,144.07	1,307.51	1,470.95	1,797.83	2,124.70	2,451.59	2,941.90	
Otterden	-	-	962.65	1,123.09	1,283.53	1,443.97	1,764.85	2,085.73	2,406.62	2,887.94	
Staplehurst	70000	29.95	982.62	1,146.38	1,310.15	1,473.92	1,801.46	2,128.99	2,456.54	2,947.84	
Stockbury	9000	27.31	980.86	1,144.33	1,307.81	1,471.28	1,798.23	2,125.18	2,452.14	2,942.56	
Sutton Valence	22000	34.04	985.34	1,149.57	1,313.79	1,478.01	1,806.45	2,134.90	2,463.35	2,956.02	
Teston	8900	28.28	981.50	1,145.09	1,308.67	1,472.25	1,799.41	2,126.58	2,453.75	2,944.50	
Thurnham	11646	21.63	977.07	1,139.91	1,302.76	1,465.60	1,791.29	2,116.97	2,442.67	2,931.20	
Tovil	43440	36.97	987.30	1,151.84	1,316.39	1,480.94	1,810.04	2,139.13	2,468.24	2,961.88	
Ulcombe	8363	21.18	976.77	1,139.56	1,302.36	1,465.15	1,790.74	2,116.32	2,441.92	2,930.30	
Wichling	-	-	962.65	1,123.09	1,283.53	1,443.97	1,764.85	2,085.73	2,406.62	2,887.94	
Wormshill	-	-	962.65	1,123.09	1,283.53	1,443.97	1,764.85	2,085.73	2,406.62	2,887.94	
Yalding	42000	41.02	990.00	1,154.99	1,319.99	1,484.99	1,814.99	2,144.98	2,474.99	2,969.98	

Your Council Tax 2009/10

Which authority provides local services?

The table below highlights the key services provided by authorities that are part funded by Council Tax.

				Town or parish council
<ul style="list-style-type: none"> • Children and Families, including Education • Adult Social Services • Highways and Public Transport • Libraries • Youth Services • Waste Disposal • Trading Standards 	<ul style="list-style-type: none"> • Community and housing • Refuse collection and recycling • Environmental services and licensing • Council Tax collection & Housing Benefits • Leisure services • Street cleaning and parking • Planning services 	<ul style="list-style-type: none"> • Holding Kent Police to account • Setting the budget for Kent Police, including council tax • Setting Kent Police challenging targets to drive performance higher • Appoint the Chief Constable • Consult with local people to find out what they want from policing • Continuously monitoring force performance against targets • Oversees police complaints and discipline procedures 	<ul style="list-style-type: none"> • Responding to fires and other emergencies • Rescuing people from road traffic collisions • Promoting road safety • Educating people about fire safety • Completing free home safety visits • Ensuring businesses are protected from fire 	<ul style="list-style-type: none"> • Maintaining local assets including allotments, common lands, burial grounds, play areas, tennis courts, litter bins, seats and ponds. • Town and parish councils are consulted on all planning applications affecting their areas.

