






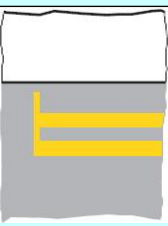
Acting as the Crime and Disorder Committee, Communities, Housing and Environment Committee

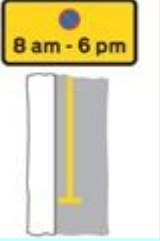


19 March 2019



Urgent Update






Item 11. Verbal Update - Low Level and Nuisance Crime

This urgent update contains information regarding parking enforcement responsibilities.

Picture	Parking Offence Descriptions	Police	Parking Services
	Parking obstructions – parking where the vehicle is causing an obstruction to either other road users or pedestrians i.e. parking too close to a junction where there are no active yellow line restrictions.	✓	
	Blocking access to the highway from a private driveway Vehicles that are parked across a private driveway of a property that prevents the motorist of the property from gaining access to the highway where there are no active yellow line restrictions.	✓	
	Pavement parking – parking on or part on the footway where there are no active yellow lines in the road (this includes unmarked roads and all other restrictions i.e. bus stops, zigzag lines etc.)	✓	
	Pavement parking – parking on or part on the footway where there ARE active yellow lines where the vehicle is parked.		✓
	White zigzag lines by pedestrian crossings	✓	✓
	Double Yellow Lines – along the edge of the road mean no waiting at any time. However, you may stop to allow passengers to board or alight. Loading and unloading is also allowed, unless there are loading restrictions in place. No signs are needed for a permanent restriction of this kind.		✓

	<p>Single Yellow Lines – along the edge of the road mean you can't wait during the times shown on the adjacent sign. However, you may stop to allow passengers to board or alight. Loading and unloading is also allowed, unless there are loading restrictions in place.</p>		✓
	<p>Limited Waiting Bays – are shown by bay markings and signs that indicate the maximum amount of time that you may park in the bay. The signs also state a 'No Return' period, which is the length of time during which you are not permitted to return to the parking bay.</p>		✓
	<p>Taxi Ranks – You must not park in a Taxi Rank during its period of operation. The period of operation will be shown on the adjoining signage. An accompanying sign will also indicate the number of taxis that may park on the rank.</p>		✓

Picture	Parking Offence Descriptions	Police	Parking Services
	<p>Goods Vehicles Loading Bays – are white 'bays' marked with the words 'Loading only' and a sign with the white on blue 'trolley' symbol. An adjacent sign will show the times when the bay is in operation. If no times are indicated the bay is in operation at all times. Vehicles may not park here if they are not loading or unloading.</p>		✓
	<p>Loading Restrictions – are shown by yellow lines on the kerb or at the edge of the carriageway. Double yellow lines on the kerb mean no loading or unloading at any time. Single yellow lines on the kerb mean no loading during the times shown on the adjacent sign.</p>		✓

	<p>Bus Stop Clearways – you must not stop in a bus stop clearway during its period of operation. The period of operation will be shown on the adjoining signage. Buses must only use stops to allow passengers to board and alight vehicles. Bus Stands are provided for buses to park for longer than the period taken for boarding and alighting, to maintain a timetable or to change crews. No other vehicle should park within the Bus Stand during its period of operation.</p>		✓
	<p>Pay & Display Bays - To use these bays you must purchase a ticket and display it clearly in the windscreen of the vehicle or pay using the RingGo App. Disabled badge holders may park free of charge in most car parks (check local signage)</p>		✓
	<p>Parking Bays for Specific Use – you must not park in parking spaces reserved for specific users, such as Blue Badge holders, unless you are entitled to do so. Signs will indicate who is allowed to park and when the restrictions are in operation.</p>		✓
	<p>Permit Only Zones – parking for permit holders only in the street or streets beyond this sign, during the times shown.</p>		✓
	<p>School Keep Clear Markings – These can mainly be found outside of schools, to ensure that children can see and be seen clearly when crossing the road. The markings indicate the length of road where you should not stop, not even to pick up or set down children or other passengers. Where there is an upright sign, there is a mandatory prohibition of stopping during the times shown.</p>		✓