









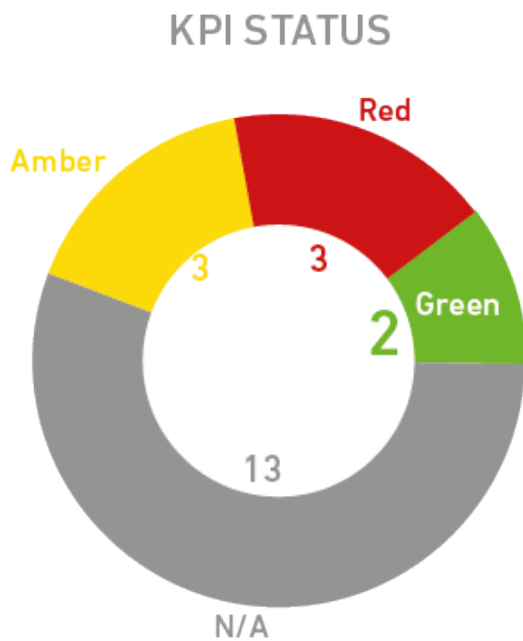
Performance Summary

This is the quarter 3 performance update on Maidstone Borough Council’s Strategic Plan 2015-20. It sets out how we are performing against Key Performance Indicators that directly contribute to the achievement of our priorities. Performance indicators are judged in two ways; firstly, whether an indicator has achieved the target set, known as PI status. Secondly, we assess whether performance has improved, been sustained or declined, compared to the same period in the previous year, known as direction.

Key to performance ratings

RAG Rating	
	Target not achieved
	Target slightly missed (within 10%)
	Target met
	Data Only





















Direction	
	Performance has improved
	Performance has been sustained
	Performance has declined
N/A	No previous data to compare






RAG Rating	Green	Amber	Red	N/A	Total
KPIs	5	2	3	3	13
Direction	Up	No Change	Down	N/A	Total
Last Year	4	0	6	3	13
Last Quarter	8	0	5	0	13

Priority 1: Keeping Maidstone Borough an attractive place for all

Providing a clean and safe environment













Performance Indicator	Q3 2018/19				
	Value	Target	Status	Last year	Last Quarter
The percentage of land and highways with acceptable levels of litter	98.34%	94.00%			
The percentage of land and highways with acceptable levels of detritus	93.13%	94.00%			
Percentage of fly tips resulting in enforcement action	97.0%	50.0%			
Percentage of fly-tips cleared or assessed within 2 working days	94%	89.00%			
Percentage of fly-tips clear or assessed within 4 working days	106.07%	94%		N/A	
Percentage of reports of littering attended to	47.3%			N/A	
Percentage of household waste sent for reuse, recycling and composting (NI 192)	50.67%	52.50%			

Encouraging good health and wellbeing

Performance Indicator	Value	Target	Status	Last Year	Last Quarter
Percentage spend and allocation of Disabled Facilities Grant Budget (YTD)	94.1%	70.0%			

Priority 2: Securing a successful economy for Maidstone Borough

A home for everyone

Performance Indicator	Q3 2018/19				
	Value	Target	Status	Last year	Last Quarter
Number of affordable homes delivered (gross)	26	45			
Number of households living in temporary accommodation last night of the month (NI 156 & SDL 009-00)	125				
Number of households housed through housing register	125	150			
Number of applications where Prevention Duty has ended as applicant has suitable accommodation for at least 6 months	65	75		N/A	
Number of households living in nightly paid temporary accommodation last night of the month	66	