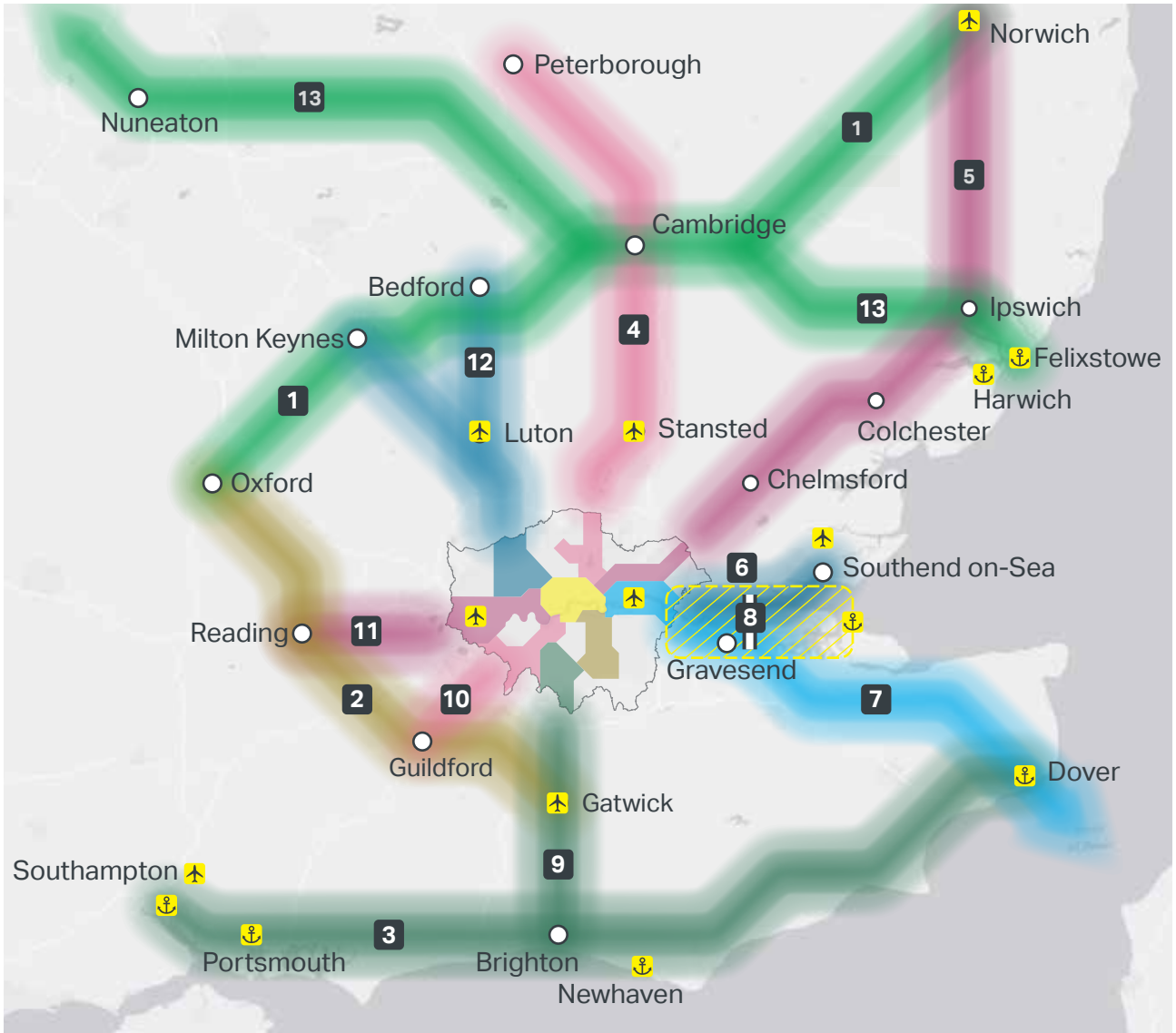






Figure 2.15 - Wider South East – 13 Initial Strategic Infrastructure Priorities



Strategic Infrastructure Priorities

-  Airport
-  Port
-  Thames Estuary Ports
-  London Growth Areas

Source: Wider South East Partnership

Contains OS data © Crown copyright and database right (2017)

Strategic Infrastructure Priorities

1. East West Rail and new Expressway road link (Oxford - Cambridge)
 2. North Down Rail Link (Gatwick - Reading) including extension to Oxford
 3. A27 / M27 / A259 and rail corridor (Dover - Southampton)
 4. West Anglia Mainline, Crossrail 2 North (London - Stansted - Cambridge - Peterborough) and M11
 5. Great Eastern Mainline (London - Ipswich - Norwich) and A12
 6. Essex Thameside, A217 and A13 corridor
 7. Thames Gateway Kent : Elizabeth Line Extension and HS1 (London - North Kent - Channel Tunnel)
 8. Lower Thames Crossing
 9. Brighton Mainline (London - Gatwick - Brighton)
 10. South West Mainline, Crossrail 2 South West (London - Surrey / Southern Rail Access to Heathrow) and A3
 11. Great Western Mainline (London - Reading / Western Rail Access to Heathrow)
 12. Midlands and West Coast Mainline (London - Luton - Bedford / Milton Keynes)
 13. Felixstowe - Nuneaton / Midlands and A14
-