




This drawing has been based on survey information supplied by Ordnance Survey and the Denis Wilson Partnership shall not be liable for any inaccuracy or deficiencies arising from it

OS LICENCE: AL10018327

 <p>Denis Wilson Partnership</p>	<p>Key:</p> <ul style="list-style-type: none">  Existing Footway Provision  2km Pedestrian Walk Isochrone 		<p>Kent International Gateway</p> <p>Existing Footway Provision and 2km Isochrone</p>		
	<p>DRAWN BY: GCB</p>	<p>DATE: June 2007</p>	<p>JOB NUMBER: 2005-180A</p>	<p>SCALE: NTS</p>	<p>PLAN NUMBER: Figure 3</p>