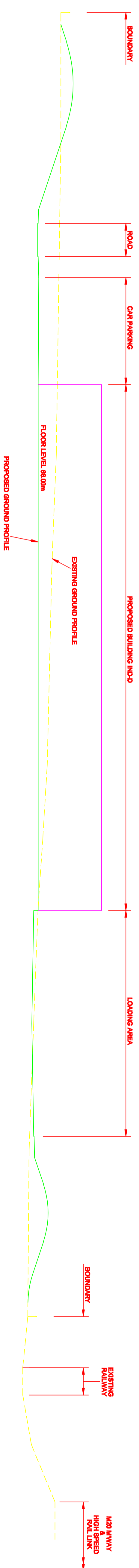
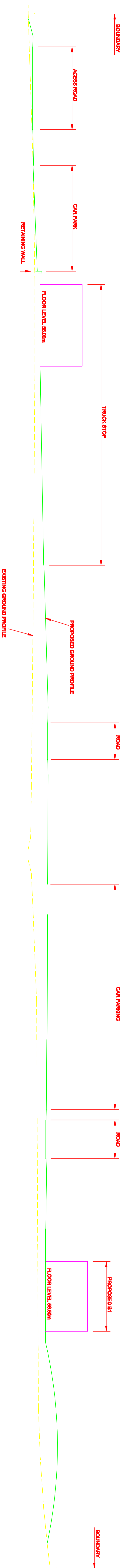


**NOTES**

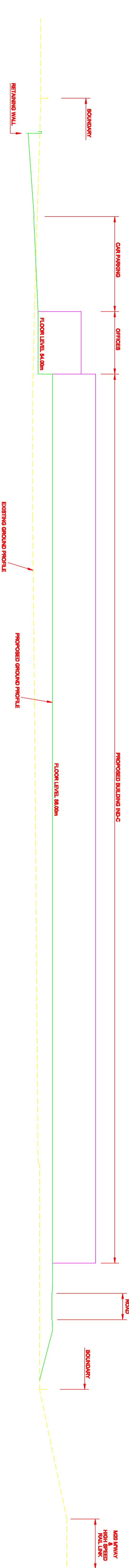
- 1. REFER TO DIMENSIONS IN DRAWINGS TO DETERMINE LOCATION OF SECTIONS AND NUMBER INCORPORATED
- 2. ALL DIMENSIONS ARE TO DIMENSION LINE UNLESS OTHERWISE STATED
- 3. ALL DIMENSIONS ARE SUBJECT TO VARIATION IN CONSTRUCTION PHASE



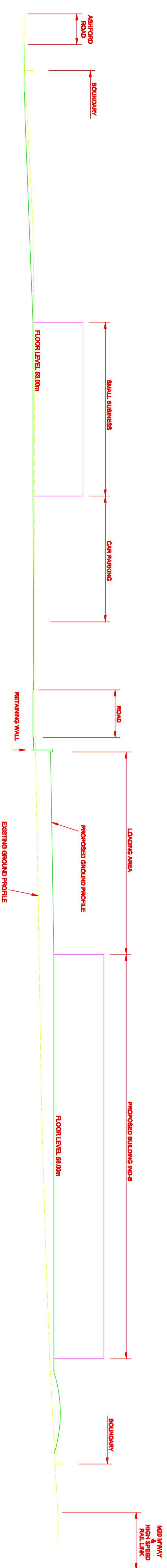
SECTION Y-Y  
DATA: 15/08/2010



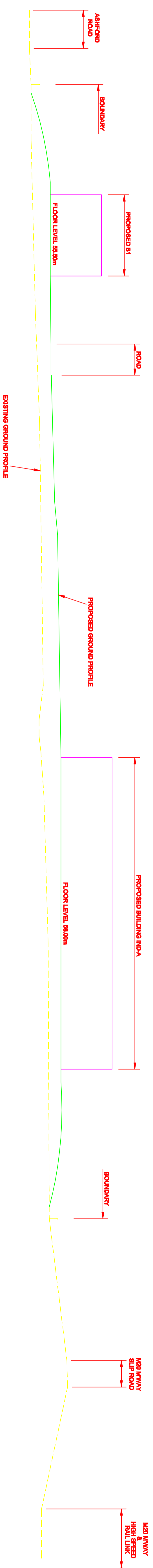
SECTION Z-Z  
DATA: 15/08/2010



SECTION 1-1  
DATA: 15/08/2010



SECTION 2-2  
DATA: 15/08/2010



SECTION 3-3  
DATA: 15/08/2010

Rev	Description	By	CHK	App	Date
P2	PRELIMINARY ISSUE	KML	BEW	BEW	13/06/08

www.yg.com  
 Email: [conrad@yg.com](mailto:conrad@yg.com)  
**Consulting**  
 White  
 Young  
 Green

**KENT INTERNATIONAL GATEWAY**  
 INDICATIVE SITE SECTIONS  
 SHEET 5 OF 5

Scale	Drawn By	Date	Checked By	Date	Approved By	Date
A17074	C	3/201	C	2/245	P2	

APPROVAL:  INFORMATION  TENDER  CONTRACT  CONSTRUCTION