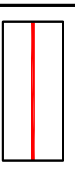


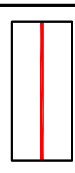


NOTES

1. Do not scale this drawing

KEY:

-  Existing residential and farm buildings
-  Existing ponds
-  Existing watercourses
-  Site Boundary

Rev	Amendment	Drawn	Checked	Appr'd	Date
C	Site boundary amended	CH	RJF	RJF	17.07.07
B	Site boundary amended	CH	RJF	RJF	21.06.07
A	Site boundary amended	CH	RJF	RJF	22.03.07
	Amendment	Drawn	Checked	Appr'd	Date

DWP
Doris Wilson Partnership
Consulting Engineers and Transportation Planners
88 Piny Road, Peaborough, Cambridgeshire, PE3 8EE
Telephone: +44(0)1753 882026 Fax: +44(0)1753 882035
Email: peaborough@dwilson.co.uk

**KENT INTERNATIONAL
GATEWAY LTD**
**KENT INTERNATIONAL
GATEWAY**
SITE LAYOUT PLAN

Drawn	Checked	Appr'd	Date	Scale	Proj No.
CH	RJF	RJF	31.01.07	1/5000 @ A1	2005-180A-C7.15-01
Date	31.01.07	Date	31.01.07	Status	INFORMATION
Rev		Rev			
C		C			