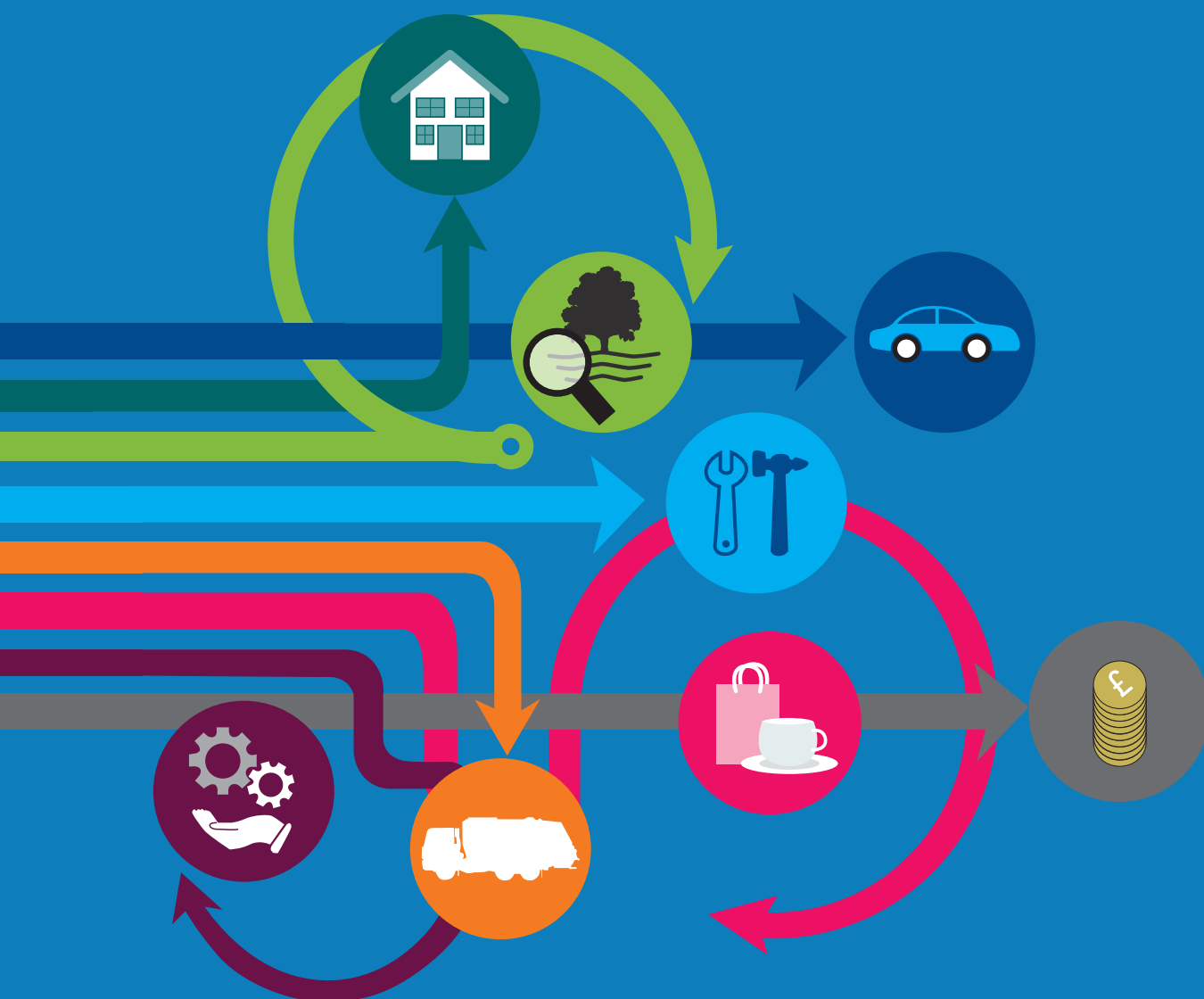










Summary of Maidstone Borough Council Revenue Budget 2018-19



Summary of Maidstone Borough Council Revenue Budget

During 2018/19 Maidstone Borough Council will spend £19.362 million on services that fall into the summarised categories in the following table:

	2018/19	2017/18	2018/19	2017/18	2018/19	2017/18
	Gross Expenditure		Gross Income		Budget	
	£000	£000	£000	£000	£000	£000
 Parking	2,915	2,678	4,268	4,032	(1,353)	(1,354)
 Planning & Economic Development	8,416	5,293	4,313	3,586	4,103	1,707
 Recreation & Tourism	7,125	7,751	2,216	2,286	4,909	5,465
 Environmental & Health	5,167	5,515	1,913	2,093	3,254	3,422
 Refuse Collection & Disposal	4,268	3,880	1,565	1,527	2,703	2,353
 Housing	51,853	52,385	47,738	48,839	4,115	3,546
 Other Services	10,778	13,831	8,761	9,689	2,017	4,142
 Transfers to/from reserves	(386)	(385)	0	0	(386)	(385)
	90,136	90,948	70,774	72,052	19,362	18,896

Funded By:

Business Rates	4,373	4,069
Collection Fund Adjustment	(418)	96
Empty Property Discounts and changes to Local Council Tax Support Scheme	0	133
Council Tax	15,407	14,598
	19,362	18,896

- The gross income figure of £70.774 million includes £49.693 million in specific grants. (£52.191 million in 2017/18).
- Maidstone Borough Council's share of the Council Tax for 2018/19 will rise by £7.29 for Band D properties.
- Changes to funding arrangements for local government mean that the council retains a portion of the Business Rates it collects, but receives no Revenue Support Grant from central government.
- Housing includes the cost of the housing benefit system and the related grant from the Department of Works and Pensions.
- Other Services contain appropriation accounts that ensure the capital charges and pension adjustments have no effect on the Council Taxpayer.

Balances

In line with good financial management practice the council maintains an adequate level of balances to safeguard against unexpected events and to ensure that it is in a sound financial position to continue to provide services. The table below shows the current level of balances held.

	£000
Balance at 31st March 2017	7,950
Net amount used in 2017/18	(3,728)
Provisional Balance at 31st March 2018	4,222
Net amount used in 2018/19	(200)
Provisional Balance at 31st March 2019	4,022

Full details for both the revenue and capital budgets for 2018/19 are available on the council website at the link below. Printed copies are also available upon request.

www.maidstone.gov.uk/council/finance-and-performance/our-budget

Parish Precepts (Excluding Parish Meeting areas):

Parish	Parish Expenditure (£)	Band D Precept per Dwelling (£.p)	Parish	Parish Expenditure (£)	Band D Precept per Dwelling (£.p)
Barming	27,460	36.96	Hunton	26,000	82.67
Bearsted	117,907	32.51	Langley	15,000	30.16
Boughton Malherbe	5,405	24.00	Leeds	32,443	96.16
Boughton Monchelsea	69,752	46.61	Lenham	124,497	87.00
Boxley	107,437	27.82	Linton	12,578	49.91
Bredhurst	12,418	71.37	Loose	79,019	70.98
Broomfield & Kingswood	55,500	77.46	Marden	125,414	72.78
Chart Sutton	21,000	50.49	Nettlestead	16,927	55.30
Collier Street	14,054	37.83	Otham	12,268	37.57
Coxheath	74,500	47.24	Staplehurst	145,000	60.30
Detling	34,383	87.47	Stockbury	14,370	44.28
Downswood	30,000	35.77	Sutton Valence	49,147	71.43
East Sutton	6,434	45.06	Teston	24,000	76.46
Farleigh East	49,703	74.04	Thurnham	17,714	31.15
Farleigh West	23,000	99.91	Tovil	68,043	47.80
Harrietsham	117,723	94.72	Ulcombe	20,262	52.30
Headcorn	172,681	109.40	Yalding	65,000	65.83
Hollingbourne	24,058	50.83	Maidstone Borough	-	252.90

Please contact your parish council for information about the services it provides

If you live in an area with a parish council then this sum will be charged in addition to the total shown in the Council Tax bands table for Maidstone Borough. A table showing the value of Council Tax across all bands will be published in the Kent Messenger and on the council's website. Copies can also be supplied upon request. Alternatively you can calculate the tax in the other bands by using the figures below, so for example: for Band A divide the Band D figure by 9 and multiply it by 6:

- Band A: 6/9ths
- Band B: 7/9ths
- Band C: 8/9ths
- Band D: 1
- Band E: 11/9ths
- Band F: 13/9ths
- Band G: 15/9ths
- Band H: 18/9ths



Council Tax bands 2018/19

This leaflet contains information relating to Maidstone Borough Council's element of the total Council Tax bill. The table below shows the breakdown of the total bill.

Band	Kent County Council £.p <small>*see note below</small>	Kent County Council - Adult Social Care £.p <small>*see note below</small>	Maidstone Borough Council £.p	Police & Crime Commissioner for Kent £.p	Kent & Medway Fire & Rescue Authority £.p	Total Council Tax (excluding parish precepts) £.p
A	779.76	45.36	168.60	112.77	50.34	1,156.83
B	909.72	52.92	196.70	131.56	58.73	1,349.63
C	1039.68	60.48	224.80	150.36	67.12	1,542.44
D	1169.64	68.04	252.90	169.15	75.51	1,735.24
E	1429.56	83.16	309.10	206.74	92.29	2,120.85
F	1689.48	98.28	365.30	244.33	109.07	2,506.46
G	1949.40	113.40	421.50	281.92	125.85	2,892.07
H	2339.28	136.08	505.80	338.30	151.02	3,470.48

* For adult social care authorities, Council Tax bills show two percentage changes: one for the part of the overall change attributable to the adult social care precept, and one for the part attributable to general expenditure. The Secretary of State for Communities and Local Government has made an offer to adult social care authorities. ("Adult social care authorities" are local authorities which have functions under Part 1 of the Care Act 2014, namely county councils in England, district councils for an area in England for which there is no county council, London borough councils, the Common Council of the City of London and the Council of the Isles of Scilly.) The offer is the option of an adult social care authority being able to charge an additional "precept" on its council tax for financial years from the financial year beginning in 2016 without holding a referendum, to assist the authority in meeting expenditure on adult social care. Subject to the annual approval of the House of Commons, the Secretary of State intends to offer the option of charging this "precept" at an appropriate level in each financial year up to and including the financial year 2019-20.

For further details about how to contact us or to pay your council tax please visit www.maidstone.gov.uk