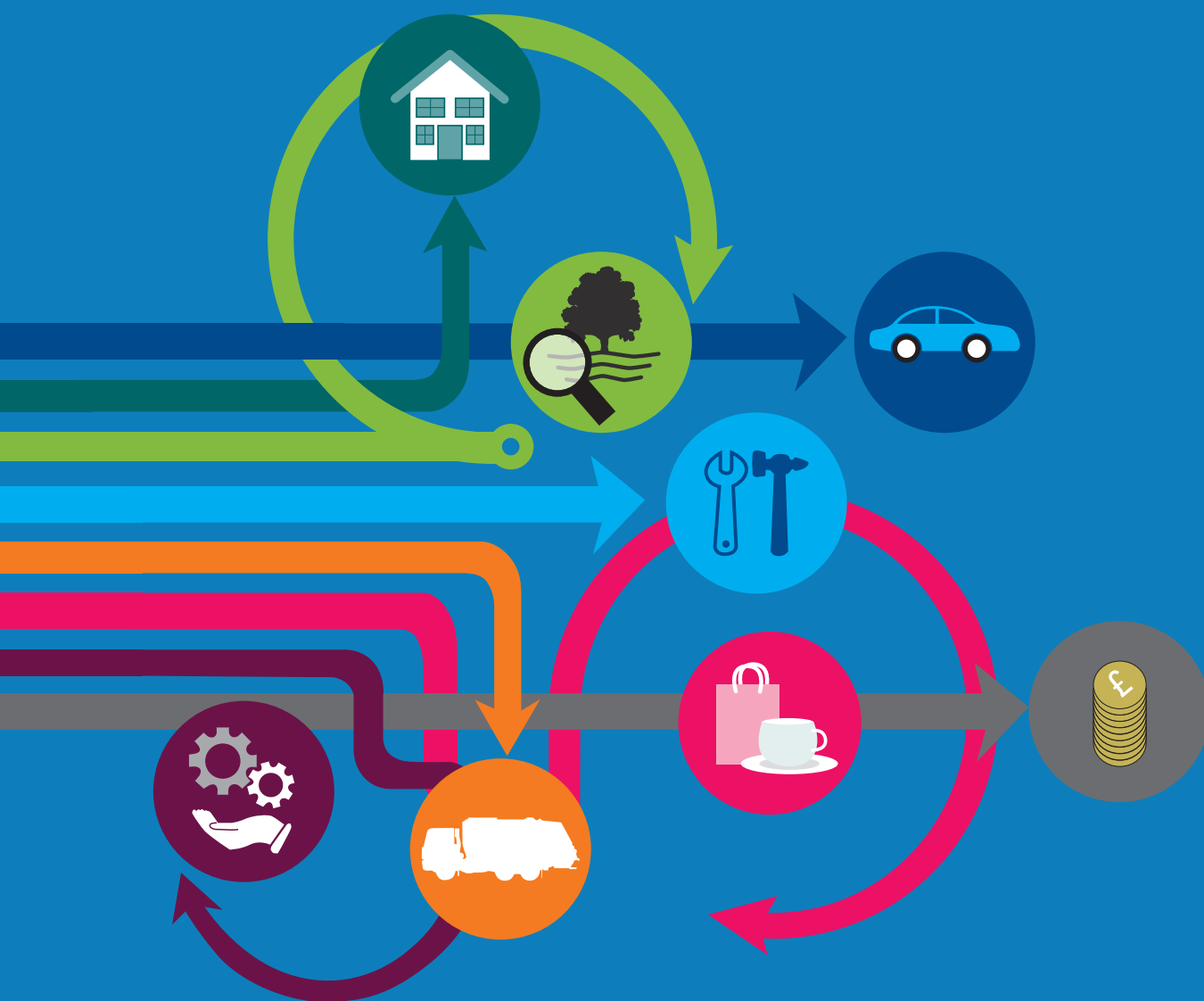










Summary of Maidstone Borough Council Revenue Budget 2019-20



Summary of Maidstone Borough Council Revenue Budget

During 2019/20 Maidstone Borough Council will spend £20.475 million on services that fall into the summarised categories in the following table:

	2019/20	2018/19	2019/20	2018/19	2019/20	2018/19
	Gross Expenditure		Gross Income		Budget	
	£000	£000	£000	£000	£000	£000
 Parking	3,002	2,915	4,101	4,268	(1,099)	(1,353)
 Planning & Economic Development	6,241	8,416	4,624	4,313	1,617	4,103
 Recreation & Tourism	6,203	7,125	1,486	2,216	4,717	4,909
 Environmental & Health	5,489	5,167	1,885	1,913	3,604	3,254
 Refuse Collection & Disposal	4,271	4,268	1,693	1,565	2,578	2,703
 Housing	50,342	51,853	46,576	47,738	3,766	4,115
 Other Services	8,728	6,599	9,396	8,761	(668)	(2,162)
 Transfers to/from reserves	5,960	3,793	0	0	5,960	3,793
	90,236	90,136	69,761	70,774	20,475	19,362

Funded By:

Business Rates	4,337	4,373
Collection Fund Adjustment	-85	-418
Empty Property Discounts and changes to Local Council Tax Support Scheme	17	0
Council Tax	16,157	15,407
	20,475	19,362

- The gross income figure of £69.761 million includes £49.144 million in specific grants. (£49.639 million in 2018/19)
- Maidstone Borough Council's share of the Council Tax for 2019/20 will rise by £7.56 for Band D properties.
- The Council no longer receives any Revenue Support Grant from central government. The government allows the Council to retain a proportion of the business rates that we collect, but this amounts to just 7% of the amounts payable by businesses. Accordingly, most of our revenue comes from Council Tax and income from the services that we deliver.
- Housing includes the cost of the housing benefit system and the related specific grant from the Department of Works and Pensions.
- Other Services contain appropriation accounts that ensure that capital charges and pension adjustments have no effect on the Council Taxpayer.

Balances

In line with good financial management practice the council maintains an adequate level of balances to safeguard against unexpected events and to ensure that it is in a sound financial position to continue to provide services. The table below shows the current level of balances held.

	£000
Provisional Balance at 31st March 2018	8,503
Net amount used in 2018/19	-1,904
Provisional Balance at 31st March 2019	6,599
Net amount used in 2019/20	0
Provisional Balance at 31st March 2020	6,599

Full details for both the revenue and capital budgets for 2019/20 are available on the council website at the link below. Printed copies are also available upon request.

<https://www.maidstone.gov.uk/home/primary-services/council-and-democracy/additional-areas/budgets-and-spending>

Parish Precepts (Excluding Parish Meeting areas):

Parish	Parish Expenditure (£)	Band D Precept per Dwelling (£.p)	Parish	Parish Expenditure (£)	Band D Precept per Dwelling (£.p)
Barming	27,460	36.87	Hunton	26,338	82.67
Bearsted	118,213	32.51	Langley	15,000	29.30
Boughton Malherbe	5,515	24.00	Leeds	33,254	97.40
Boughton Monchelsea	76,963	48.94	Lenham	144,300	99.17
Boxley	113,335	29.14	Linton	12,892	51.26
Bredhurst	16,171	88.66	Loose	88,896	78.81
Broomfield & Kingswood	57,545	77.46	Marden	136,500	74.57
Chart Sutton	22,000	52.11	Nettlestead	18,619	60.30
Collier Street	17,456	46.82	Otham	12,268	39.12
Coxheath	80,000	48.56	Staplehurst	150,650	62.13
Detling	35,070	88.40	Stockbury	14,657	45.39
Downswood	33,000	38.98	Sutton Valence	51,120	71.93
East Sutton	6,434	44.59	Teston	25,000	81.12
Farleigh East	58,579	86.81	Thurnham	18,600	32.14
Farleigh West	25,500	107.37	Tovil	70,868	49.18
Harrietsham	120,190	94.72	Ulcombe	20,653	52.30
Headcorn	191,110	116.62	Yalding	67,500	67.45
Hollingbourne	24,419	52.11	Maidstone Borough		260.46

Please contact your parish council for information about the services it provides

If you live in an area with a parish council then this sum will be charged in addition to the total shown in the Council Tax bands table for Maidstone Borough. A table showing the value of Council Tax across all bands will be published in the Kent Messenger and on the council's website. Copies can also be supplied upon request. Alternatively you can calculate the tax in the other bands by using the figures below, so for example: for Band A divide the Band D figure by 9 and multiply it by 6:

- Band A: 6/9ths
- Band B: 7/9ths
- Band C: 8/9ths
- Band D: 1
- Band E: 11/9ths
- Band F: 13/9ths
- Band G: 15/9ths
- Band H: 18/9ths



Council Tax bands 2019/20

This leaflet contains information relating to Maidstone Borough Council's element of the total Council Tax bill. The table below shows the breakdown of the total bill.

Band	Kent County Council £.p <small>*see note below</small>	Kent County Council - Adult Social Care £.p <small>*see note below</small>	Maidstone Borough Council £.p	Police & Crime Commissioner for Kent £.p	Kent & Medway Fire & Rescue Authority £.p	Total Council Tax (excluding parish precepts) £.p
A	804.48	61.80	173.64	128.77	51.84	1,220.53
B	938.56	72.10	202.58	150.23	60.48	1,423.95
C	1072.64	82.40	231.52	171.69	69.12	1,627.37
D	1206.72	92.70	260.46	193.15	77.76	1,830.79
E	1474.88	113.30	318.34	236.07	95.04	2,237.63
F	1743.04	133.90	376.22	278.99	112.32	2,644.47
G	2011.20	154.50	434.10	321.92	129.60	3,051.32
H	2413.44	185.40	520.92	386.30	155.52	3,661.58

* For adult social care authorities, Council Tax bills show two percentage changes: one for the part of the overall change attributable to the adult social care precept, and one for the part attributable to general expenditure. The Secretary of State for Communities and Local Government has made an offer to adult social care authorities. ("Adult social care authorities" are local authorities which have functions under Part 1 of the Care Act 2014, namely county councils in England, district councils for an area in England for which there is no county council, London borough councils, the Common Council of the City of London and the Council of the Isles of Scilly.) The offer is the option of an adult social care authority being able to charge an additional "precept" on its council tax for financial years from the financial year beginning in 2016 without holding a referendum, to assist the authority in meeting expenditure on adult social care. Subject to the annual approval of the House of Commons, the Secretary of State intends to offer the option of charging this "precept" at an appropriate level in each financial year up to and including the financial year 2019-20.

For further details about how to contact us or to pay your council tax please visit www.maidstone.gov.uk