

# Mote Park Skate Park





**CONTENTS**

<b>INTRODUCTION &amp; METHODOLOGY .....</b>	<b>3</b>
<b>EXECUTIVE SUMMARY .....</b>	<b>4</b>
<b>USAGE .....</b>	<b>5</b>
<b>HOW FREQUENTLY DO YOU VISIT MOTE PARK? .....</b>	<b>5</b>
<b>DO YOU OR ANY OF YOUR FAMILY USE THE SKATE PARK IN MOTE PARK? .....</b>	<b>6</b>
<b>AGE AND FREQUENCY OF USE .....</b>	<b>6</b>
<b>QUALITY OF CURRENT SITE .....</b>	<b>8</b>
<b>ON A SCALE OF ONE TO 10 – HOW DO YOU RATE THE SKATE PARK IN MOTE PARK? .....</b>	<b>8</b>
<b>USER: WHAT DO YOU LIKE MOST ABOUT THE SKATE PARK IN MOTE PARK? .....</b>	<b>9</b>
<b>DO YOU REGULARLY USE ANY OTHER SKATE PARKS AND IF YES, WHICH ONES? .....</b>	<b>10</b>
<b>WHAT IMPACT DO YOU THINK THE SKATE PARK HAS ON THE BOROUGH? .....</b>	<b>11</b>
<b>HOW VALUABLE IS ACCESS TO THE SKATE PARK IN MOTE PARK TO YOU AND YOUR FAMILY? .....</b>	<b>12</b>
<b>OVERALL, WHAT EFFECT DO YOU THINK THE SKATE PARK HAS ON MOTE PARK? .....</b>	<b>13</b>
<b>OTHER COMMENTS .....</b>	<b>14</b>
<b>SURVEY DEMOGRAPHICS.....</b>	<b>16</b>

## INTRODUCTION & METHODOLOGY

The Council has plans for the redevelopment within Mote Park. The redevelopment includes the introduction of a high ropes facility in addition to upgrading the children's play area and development of the café and toilet facilities. There is currently a concrete skate park within the area marked for redevelopment.

In order to gather residents opinions in relation to the skate park an online consultation was carried out between 10<sup>th</sup> November and 29<sup>th</sup> December 2016. It was advertised on the Mote Park Facebook page, the Corporate Facebook and Twitter and was emailed to residents on the consultation mailing list.

A total of 1,082 responses were received. This translates into a 95% confidence rate with a 3% error rate.

Due to a low levels of response from the under 10 years and the 75 years and over groups the results in this report have not been weighted as the weighting for these groups would be too great to provide statically robust results. For this reason under 10 years response has not been included in this report.

Age	Male Population Borough		Male Survey Respondents		Female Population Borough		Female Survey Respondents	
10 to 17 years	7,957	5.8%	88	11.5%	7,389	5.4%	22	2.9%
18 to 24	6,300	4.6%	87	11.4%	5,701	4.2%	31	4.1%
25 to 34	9,319	6.8%	81	10.6%	9,904	7.2%	63	8.3%
35 to 44	10,879	8.0%	68	8.9%	11,243	8.2%	104	13.6%
45 to 54	11,163	8.2%	41	5.4%	10,989	8.0%	62	8.1%
55 to 64	9,534	7.0%	23	3.0%	9,913	7.2%	37	4.9%
65 to 74	6,955	5.1%	30	3.9%	7,314	5.3%	19	2.5%
75 years +	4,899	3.6%	5	0.7%	7,346	5.4%	1	0.1%
<b>Grand Total</b>	<b>67,006</b>		<b>423</b>		<b>69,799</b>		<b>339</b>	

## EXECUTIVE SUMMARY

It appears that the Skate Park in Mote Park is regularly used with 84% of respondents using the facility at least once a month. A significant proportion of these users are aged under 24 years.

Although it is clear that the skate park is well used it is not highly rated with an average of 5/10. The 11 to 17 years group who make up a significant proportion of users had the lowest average rating. However, 78% of skate park users said that access to the skate park at Mote Park was very valuable or valuable to them and their family.

The top reason cited for using the facility at Mote park is that it is easy to get to, which is key considering that those aged under 17 years will either travel on foot or are reliant on public transport or friends and relatives to access to skate park.

From the comments it is clear that those who use the facility use it more for its location and atmosphere than for its range of ramps and rails. Another common theme in relation to quality was regarding the concrete surface which dries quickly and provides a good smooth surface.

Overall, 73% of respondents regardless of whether they or a family member use the skate park said that it has a positive effect on Mote Park and just 3% said it has a negative impact. From the comments the main concerns are anti-social behaviour, safety and the general development of Mote Park.

The most common theme in the section for additional comments were suggestions for improvement with many wanting to see the skate park made bigger and a greater variety of equipment to cater for beginners and the more advanced skaters.

There were more male respondents to the survey than female which suggests that this subject matter appeals to this group more so than women. It is also clear that this is hobby that engages people under the age of 35 years as men below this age are over-represented in the respondent profile. Female's age 35 to 44 years were also over-represented and over 55's were under-represented.

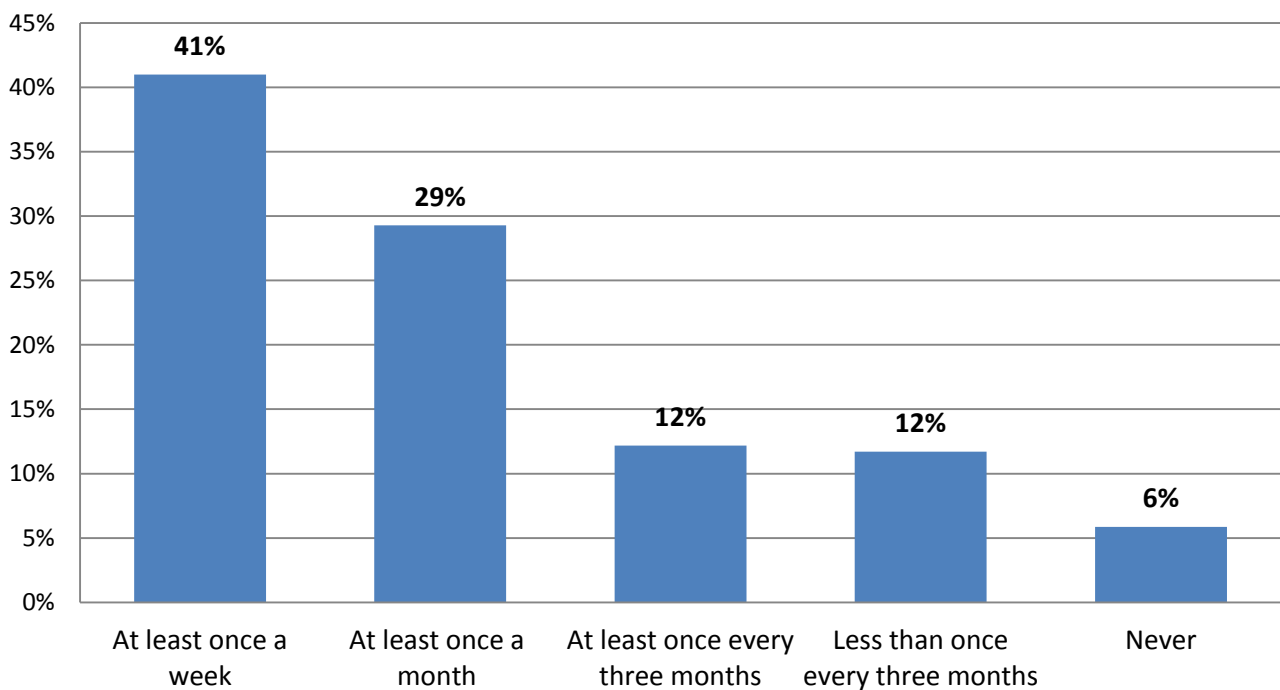
# USAGE

## HOW FREQUENTLY DO YOU VISIT MOTE PARK?

The chart below shows the frequency that survey respondents visit Mote Park. Overall, 70% are visiting Mote Park once a month or more with four in ten visiting on a weekly basis.

Assessment of the demographics shows that 47% of males respondents visit week compared to 34% of female respondents. This increases to 62% for the 11 to 17 years age group and drops to 20% for the 64 to 74 years group.

The results for white groups and those without a disability are broadly consistent with the overall results (within 3%). However those from a BME group had a proportion saying they never visit Mote Park at 11% and those with a disability had a higher proportion saying that they visit weekly at 47%.



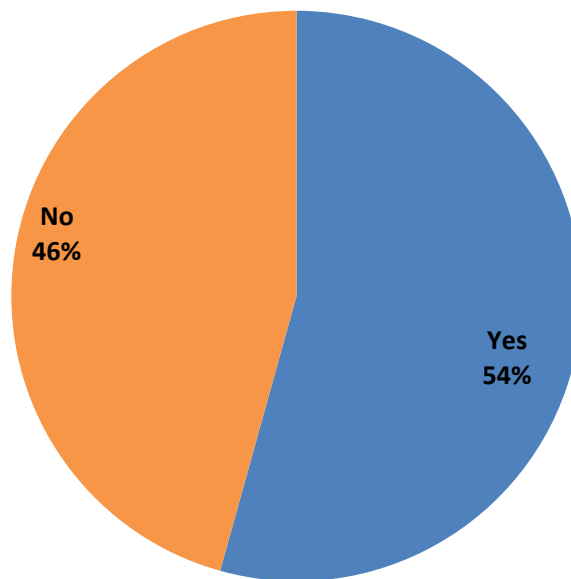
## DO YOU OR ANY OF YOUR FAMILY USE THE SKATE PARK IN MOTE PARK?

The majority of survey respondents either use the skate park themselves or has a family member that uses this facility.

For men the proportion using the skate park increases to 60% and for women it drops to just over 40%.

When assessed by age the 11 to 17 years group and the 18 to 24 years group have the greatest proportions using the facility at 76% and 77% respectively. Usage amongst family is lowest for the 65 to 74 group at 2%.

Respondents with a disability also had lower levels of usage at 41% while the results for those without a disability and both ethnicity groups were broadly consistent with the overall result, with a maximum 2% variance.



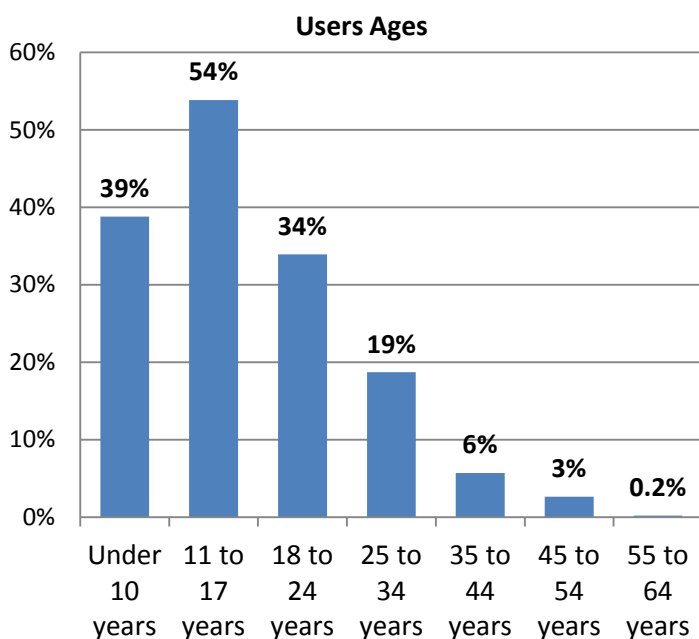
## AGE AND FREQUENCY OF USE

The age and frequency of use question were only asked if a respondent said that they or a member of their family uses the Mote Park skate park. Respondents had family members aged from under 10 years to 64 years that use the skate park in Mote Park More than half of respondents had family (including themselves) that are in the 11 to 17 years age group. Respondents aged under 34 years had the greatest proportions for their own age groups. For example 60% of respondents in the 11

to 17 years age group said that the people in their family who use the skate park are in the same age group as they are.

Women were more likely than men to have a family member aged Under 10 years using the skate park.

Almost 40% of respondent knew someone aged Under 10 years that use the skate park. As there was only one response from someone in this age category this implies that there is a significant proportion of skate park users that are not represented in this survey.



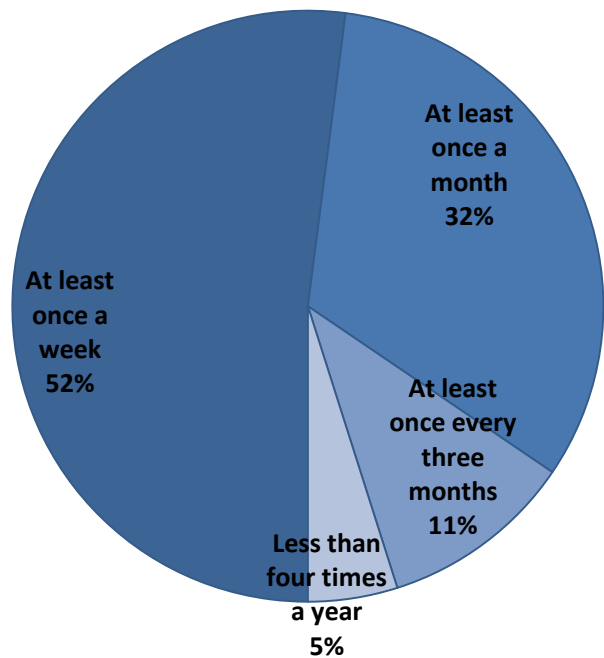
Overall, 84% of respondents that either use or have a family member that uses Mote Park skate park use the facility at least once a month, with 52% using it weekly.

The highest levels of use were from respondent's age 11 to 24 years where almost 70% either used themselves or had a family member using the skate park weekly.

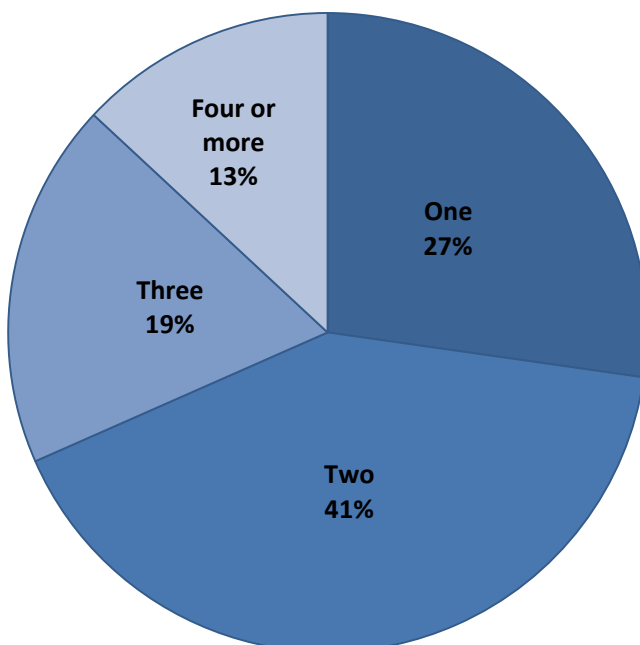
Men were more likely to know someone who uses the facility weekly at 57% compare to women at 41%.

The results for white groups and respondents without a disability are broadly in line with the overall result (within 2%). However, respondents with a disability had a significantly higher proportion of responses in the At least once a week category at 80%.

**Frequency of use**



**Number of users**



Overall, 41% of user respondents said that including themselves that two members of their family use the current facility. This was the most common response across both genders and all age groups.



# QUALITY OF CURRENT SITE

## ON A SCALE OF ONE TO 10 – HOW DO YOU RATE THE SKATE PARK IN MOTE PARK?

# 4.98

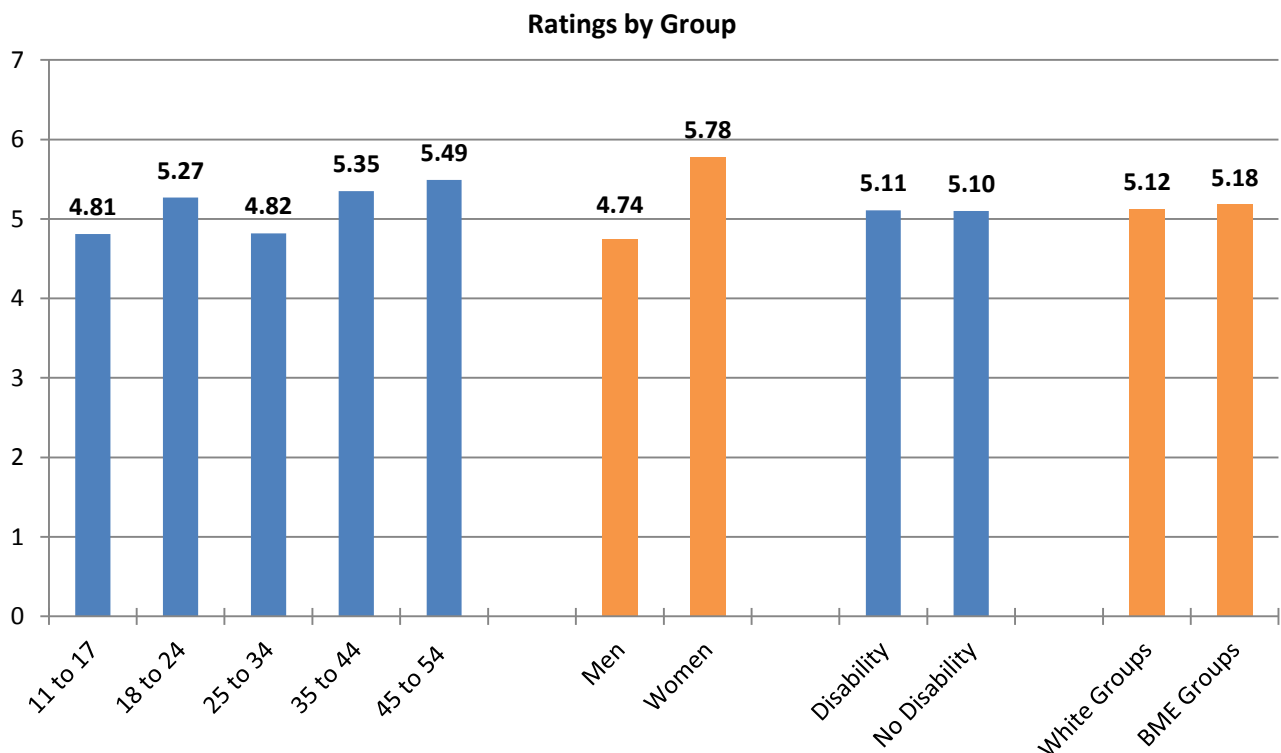
Average rating

Questions on the quality of the skate park in Mote Park and comments about quality and what other skating facilities are used were only directed towards respondents who said they, or a family member use the skating facility in Mote Park.

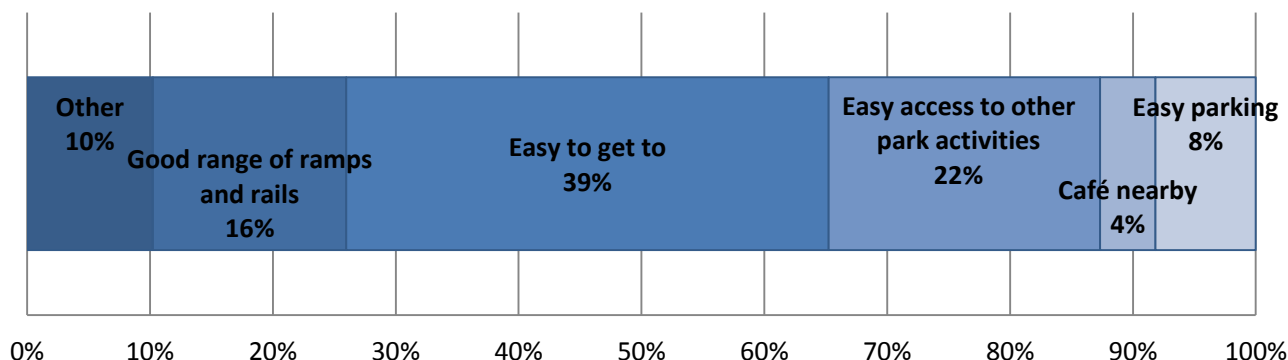
Overall, when asked to rate the current skate park within Mote Park on a scale from one to ten (where 10 is very good), the average was 4.98. This was also the rating given by 22% of respondents. 27% of respondents rated the park three or lower and 28% rated it 7 or higher. 6% of respondents rated the facility a ten.

The chart below shows the average rating across the different demographic groups. In relation to age the 11 to 17 years group have the lowest average rating across the age ranges. This is disappointing when considering the previous questions about age and frequency of use as we know the 11 to 17 years are the biggest user group in terms of age and have the greatest proportion using the facility at least monthly.

The chart below also shows that women rate the current facility higher than men but that there are little differences when disability and ethnicity is assessed.

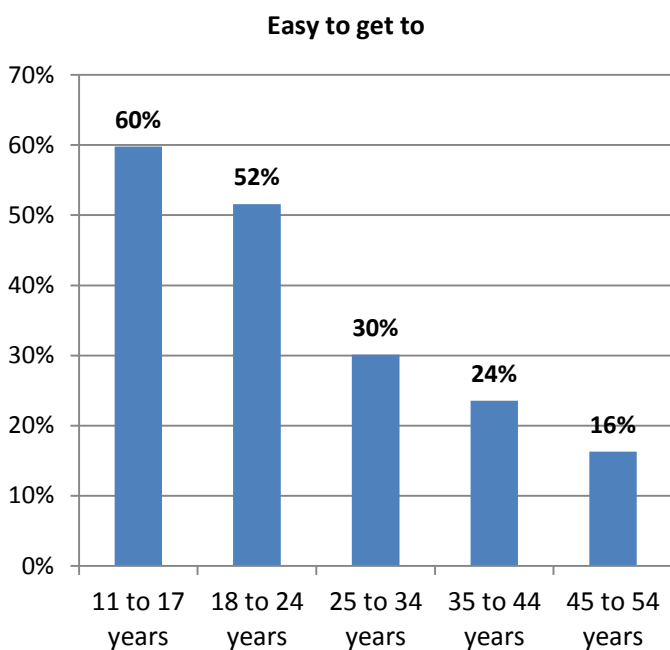


**USER: WHAT DO YOU LIKE MOST ABOUT THE SKATE PARK IN MOTE PARK?**



Almost 40% of respondents said that what they like most about Mote Park skate park and over a quarter said that the other park facilities were a factor (Easy access to other park activities and café nearby).

However there were some significant variances between demographics. The top response for men was Easy to get to at 45% compared to 26% for women and the top response for women was Easy access to other park activities at 41% compare to 13% of men.



Easy to get to was also the top response from the 11 to 17 years and 18 to 24 years groups at 60% and 52% respectively. Easy access to other park activities was to the top response for groups cover 35 to 74 years. The chart on the left show how importance of easy to access decreases with age, several comments mention access being a concern and 23% of respondents when asked what other skate parks they visit said they only come to Mote Park.

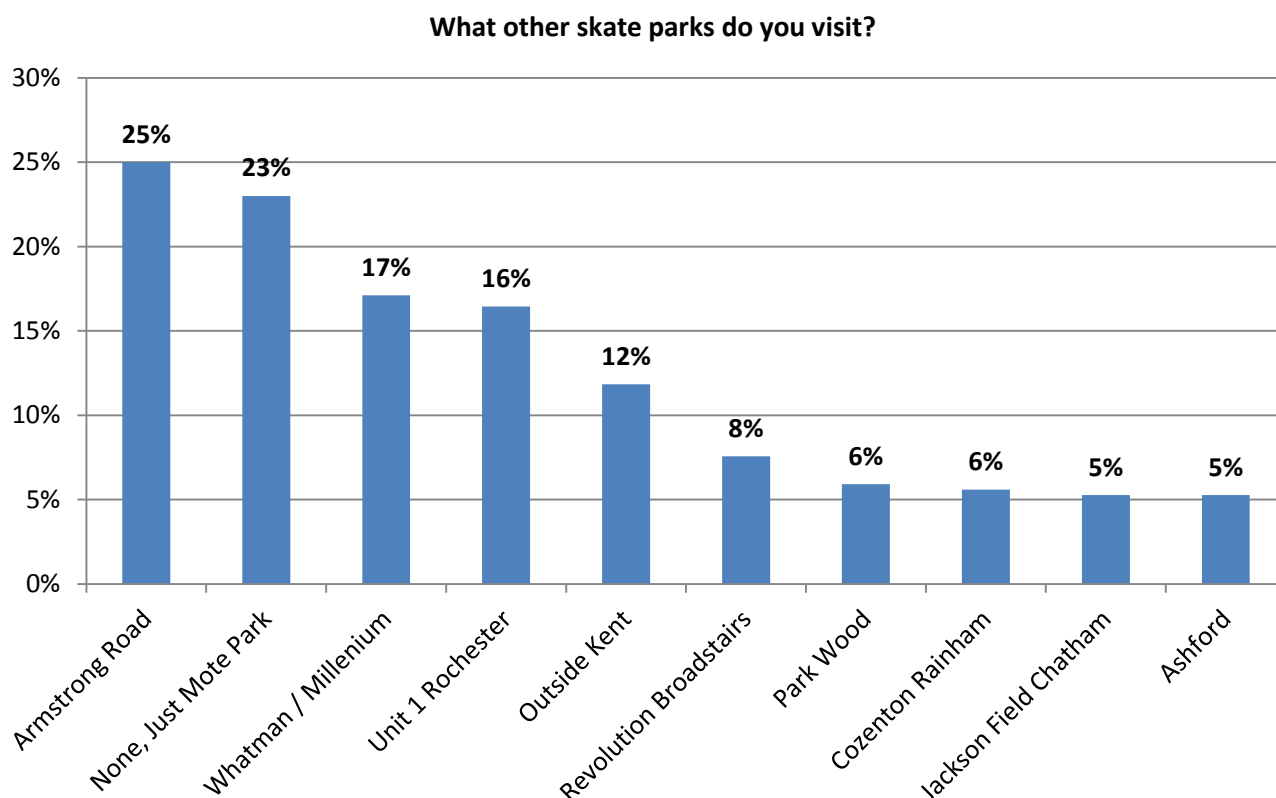
Easy parking was most important to the 25 to 34 years group with almost one in five selecting this response.

There were 39 Other comments submitted in relation to this question which were categorised into nine themes, some fell into more than one theme. Ten of these were negative about the size of the park, the range or age of the equipment. Nine comments referenced the surface or that the park is concrete being a positive. There were eight comments about the atmosphere and surroundings and eight about access and location and four specifically reference equipment including the ledge and the box.

## USE OF OTHER SITES

### DO YOU REGULARLY USE ANY OTHER SKATE PARKS AND IF YES, WHICH ONES?

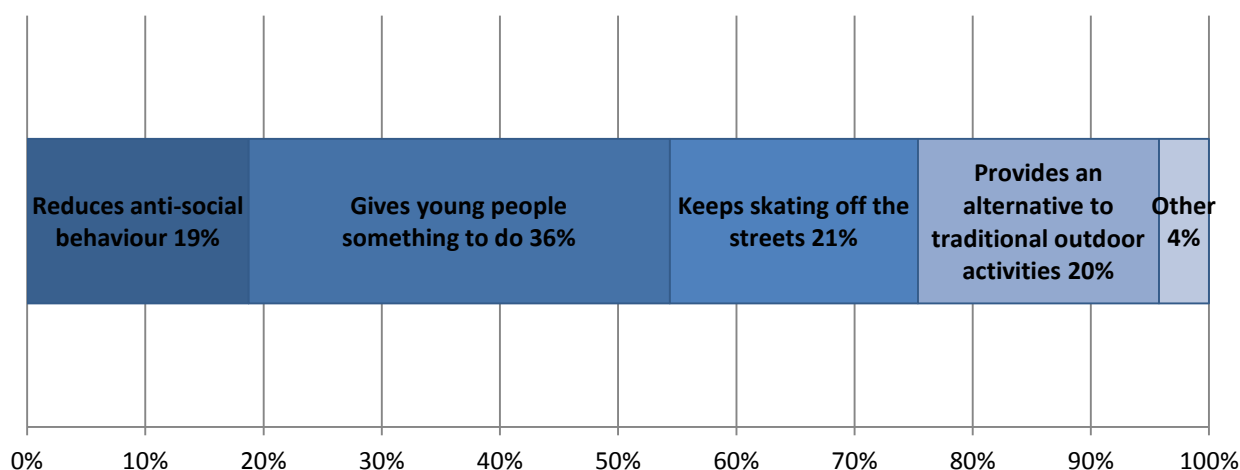
The question was only asked to those who said they, or a family member uses the skate park at Mote Park. Overall, 22% of respondents said they only use the facility at Mote Park. The remaining 78% mentioned one or more facilities that they visit.



A quarter of respondents said that they use the skate facility at Armstrong road and 17% mention Millennium Park however in relation to this location there were several respondents who commented that they don't use this facility anymore as it doesn't feel safe. Both Unit One in Rochester and Revolution in Broadstairs are indoor facilities.

# IMPACT

## WHAT IMPACT DO YOU THINK THE SKATE PARK HAS ON THE BOROUGH?



This question was put to all survey respondents, who were able to select more than one response. Overall, 36% of respondents said that the Mote Park skate park Gives young people something to do and one in five said that it provides an alternative to traditional outdoor activities. This was the most common response across all grouping ranging from 45% for the 75 years and over group to 31% for BME group respondents.

The results for both men and women and those with and without a disability are consistent with the overall results (within 3%). While the response levels for people from white backgrounds are in line with the overall result, respondents from BME background had a higher level of saying that Provides an alternative to traditional outdoor activities at 28% compared to 20% overall, and a lower level responding Gives young people something to do at 31% compared to 36% overall.

A total of 78 other responses were received, of these 13 (17%) comment on the skating community saying that the skate park brings like-minded people together. There were ten comments that were negative. These negatives relate to anti-social behaviour and congestion the park. Overall, 45 (58%) of the comments mentioned positive impacts in addition to the comments about a sense of community other impacts cited were fitness, gets young people outdoors, keeps skaters off pathways and that it provides a safe environment for people to practice.

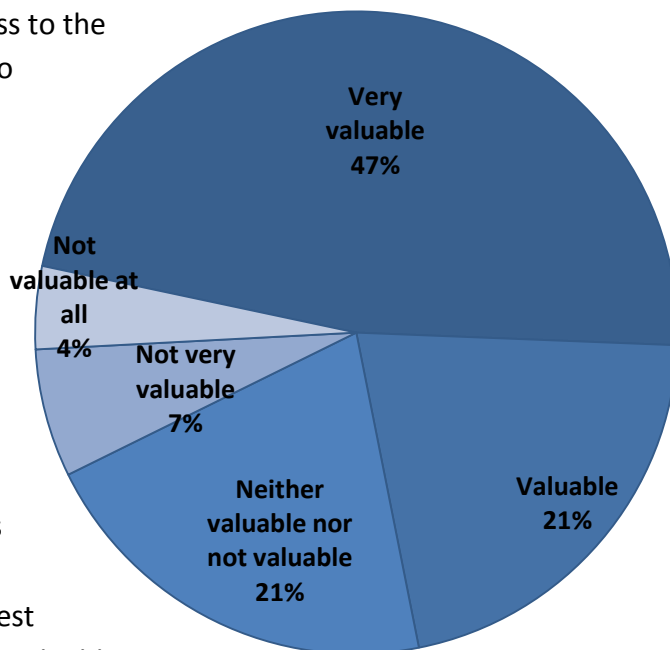
## HOW VALUABLE IS ACCESS TO THE SKATE PARK IN MOTE PARK TO YOU AND YOUR FAMILY?

This question was only put to the respondent who said that they or a member of their family uses the Mote Park skate park.

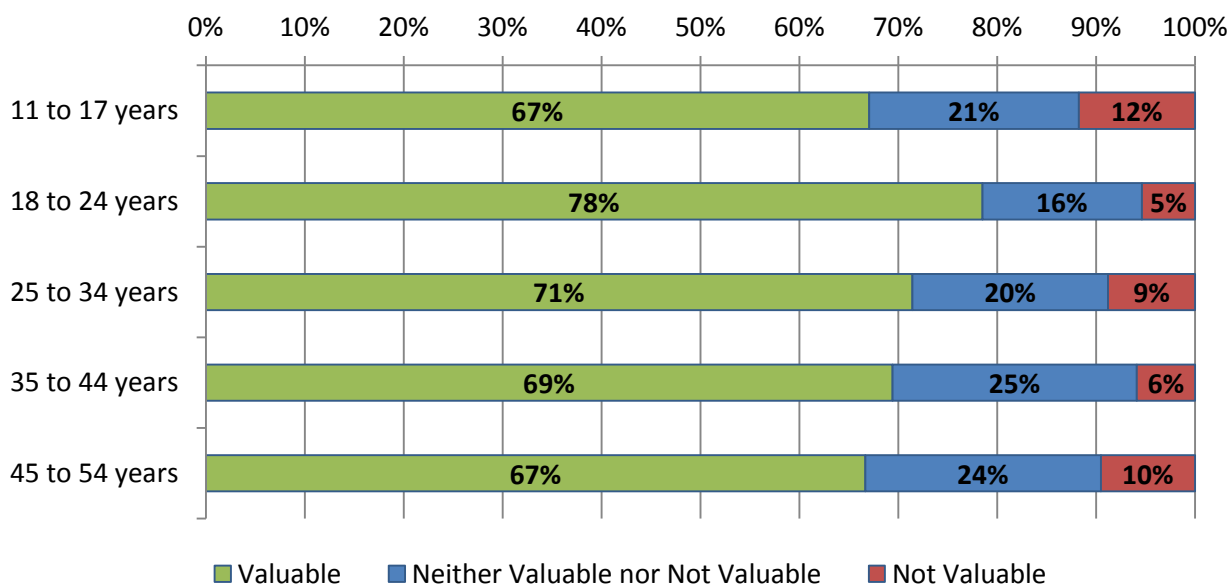
Overall, 78% of survey respondent said that access to the skate park was either Very valuable or Valuable to them and their family.

There is a 9% difference in how valuable the facility is between men and women, with a greater proportion responding that it is either Very value or valuable at 77% compared to 68% of men.

BME groups were slightly under-represented in the respondent profile however they had the greatest proportion of respondents saying access to the stake park is Very valuable or Valuable at 88%. Respondents with a disability had the greatest proportion that said access to the facility was not valuable at just over 12%.



The chart below shows the variation between positive and negative responses across the age groups.(there was a low response rate to this question from respondents aged over 55 years and therefore they have not been included in this chart).



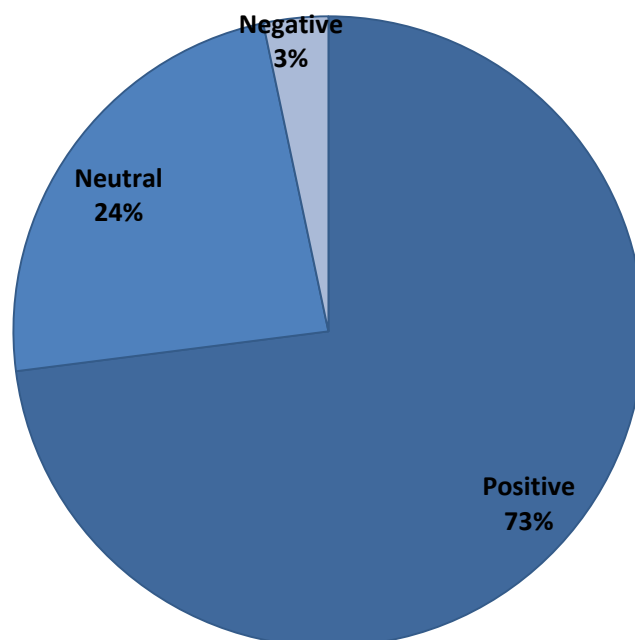
## OVERALL, WHAT EFFECT DO YOU THINK THE SKATE PARK HAS ON MOTE PARK?

The question was put to all survey respondents regardless of whether they or a family use the facility. The majority of survey respondents feel that the skate park has a positive impact, with a very small proportion responding that the impact is negative at 3%.

There are some variances in these proportions across the difference age groups. Those aged over 55 years have a lower proportion responding positive. The 55 to 64 year olds have 11% responding that it has a negative effect and the 75 years and over (though under represented) have 29% responding negative.

There is a 6% difference in the proportion of responding Positive between men and women, with men more positive than women. The proportion of people responding Negative across both genders is broadly consistent with the overall result.

Respondents from BME backgrounds had a lower level of respondents saying that the overall effect of the skate park is positive at 68% when compared to respondents from white backgrounds (75% positive) and the overall result and slightly higher levels responding neutral at 29%



## OTHER COMMENTS

At the end of the survey respondents were given the opportunity to make comments pertaining to the Mote Park Skate Park.

Overall, 273 comments were received of which 240 could be categorised (some comments fell into one or more categories). Almost half of the comments (48%) contained some sort of suggestion for improving the current skate park. The most common theme here was to increase the size of skate park and have separate areas for beginners and more advanced skaters.

*Mote park lacks a decent skatepark and as the county town of Kent I think it is sub-standard compared to other skateparks that are in other towns in Kent and East Sussex. Good examples of up to date facilities would be the recent skateparks built in Uckfield, Peacehaven and the level in Brighton which have all helped to facilitate young people and adults with something constructive to do but also lowers levels of anti-social behaviour in many places where decent skatepark facilities are built. I think having a good sized plaza style skatepark would attract people to come from further afield as I myself travel all over to visit decent skatepark. - **Male aged 25 to 34 years***

*This has always been popular with our children. It needs to be bigger and have improved equipment. It can get very popular. Maybe have an area where the younger children can skate under 8's and then area slightly more adventurous for the older children / youths **Female aged 35 to 44 years***

The second most common category was positive comments. 39% of comments were classified this way. These comments included respondents saying that they or their family enjoy the facility and use it regularly. There were an additional 30 comments (13%) that explicitly said that the park should not be removed.

*Skatepark is great social places where people from different age groups can share their passion. I've been living in England for about 6years now and some of the best people I've meet and greatest memories were made in skateparks. It would be a shame you would decide to let it go...just go there any sunny weekend and see for yourself how many people are using this spot. It's becoming too crowded at sometimes ;) not to mention that skateboarding made its way to the Olympics and young talents needs a places where they can practice - **Male aged 25 to 34 years***

*I sincerely hope that the skate park can be kept or repositioned, I walk my dogs early most mornings on weekdays as well as weekends, and it is very rarely that I DO NOT see this facility being used, I really do think that the young people of the town get a raw deal and get moved on from practising their sport in areas around town. I fully support this facility remaining; I am not a young person but a sixty three year old grandmother – **Female aged 55 to 64 years***

There were 13 comments (5%) that showed concern for safety or anti-social behaviour. One of the themes here was supervision with a concern that accidents could be serious. General anti-social behaviour was also raised including drugs, vandalism and graffiti.

*It leads to groups of people gathering, drinking & smoking. Graffiti the place making it an eye sore.- **Unknown aged 25 to 34 years***

*Although in general I have a positive feeling on the effect of the skate park, I feel some concern regarding the impact on the pedestrian use of the pathways etc. If skate boarding was confined only to the skate park that would be great but it is the amount of skate-boarding encountered on the footpaths while the youngsters 'travel' to and from the skate park that is the cause for concern. Though in fairness the same can be said of the cyclists. It can be daunting prospect for pedestrians who just want a quiet walk in the park.- **Male aged 65 to 74 years***

There were 15 comments (6%) that were about the current facilities being poor. These had a similar theme to those in the category suggestion for improvement with comments about the size, layout and current ramps and rails.

*There isn't enough room for all the people who use it . It's a small skatepark with barely any ramps. The people and atmosphere there is great it's just too small for the amount of people using it.- - **Male aged 11 to 17 years***

*It's a shame the skate park isn't better equipped, having an area for teenagers to be active is an important thing to have in the community. Keeps our youngsters active, engaged and off the streets.- **Male aged 45 to 54 years***

*It is the county town of Kent and as such, should lead by example. A skate park is the centre of focus for An awful lot of children and teenagers and the current one is not up to the job. Take a leaf out of the books of Dorchester and Weymouth who both have superb examples of park. Please, please please, not all teenage boys are thugs and this gets them out in fresh air, keeping active and being sociable – **Female aged 45 to 54 years***

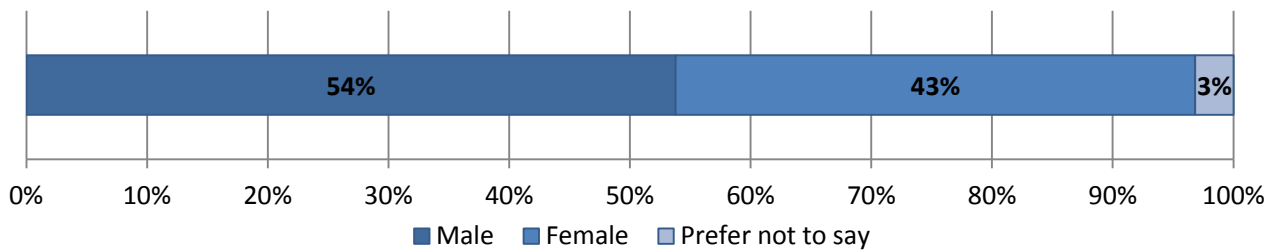
There were 14 comments (6%) that were negative about the current facility or the idea that the skate park could be expanded. These show a concern about development of Mote Park as a whole and comments about young people smoking

*Mote park is a beautiful place, and has been used by my family since the 1950s. There was a huge impact when the eyesore of a leisure centre was built, and rather than keeping the rare beauty of the park, the council seem to be ruining it with these eyesores.- **Male aged 55 to 64 years***

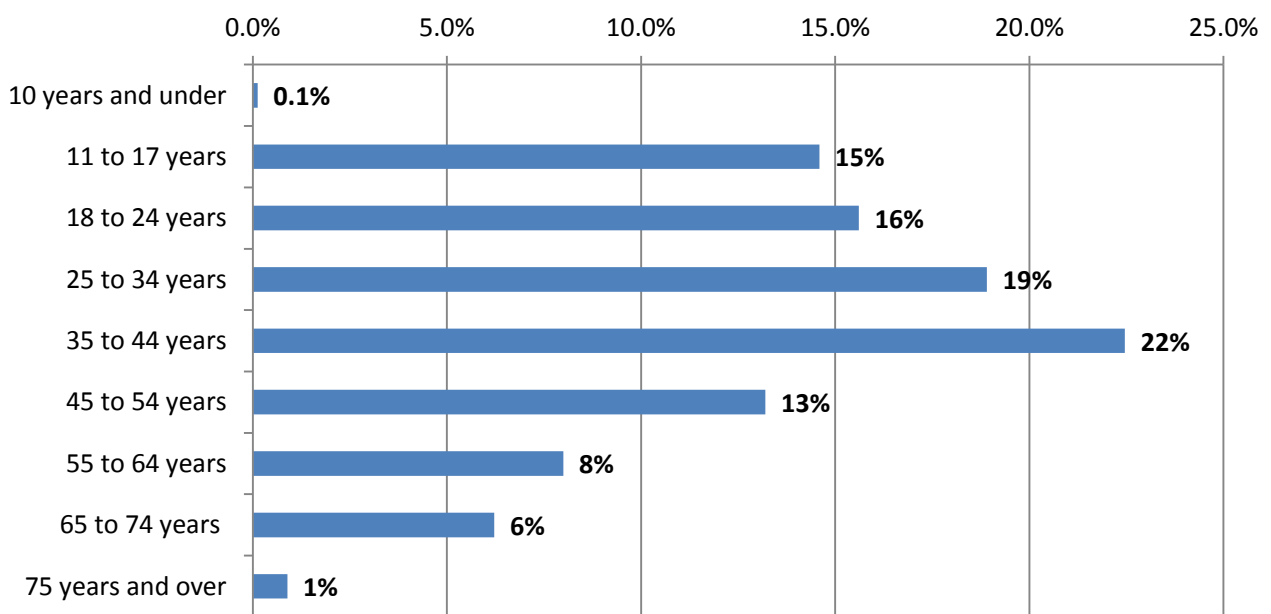


**SURVEY DEMOGRAPHICS**

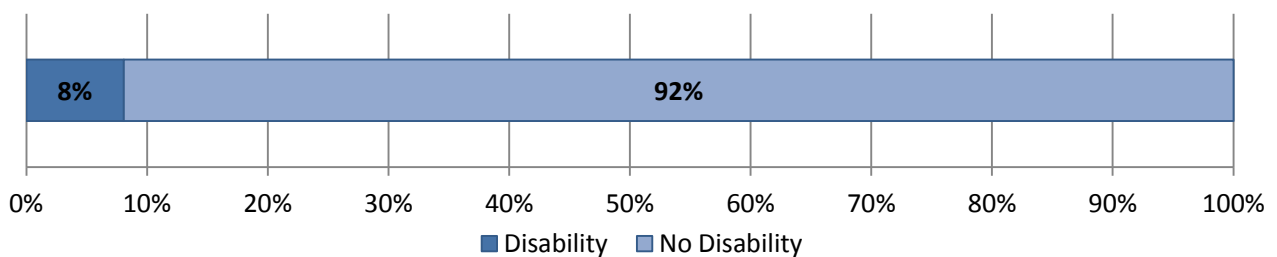
**Gender**



**Age**



**Disability**



**Ethnicity**

